

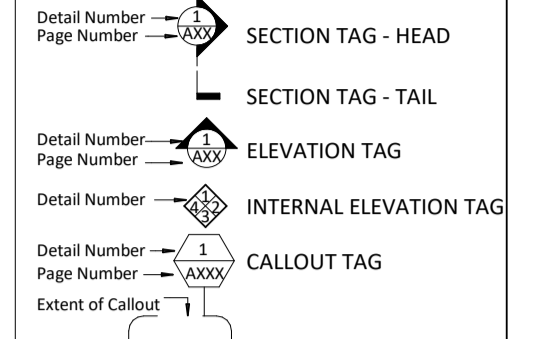
# ONslow SPORTS CLUB

## 47 THIRD AVE, ONslow WA 6710



1 Locality Plan

- GENERAL NOTES**
1. THIS DRAWING SHALL BE READ IN CONJUNCTION WITH ALL OTHER DRAWINGS, CONTRACT DOCUMENTS, SPECIFICATIONS, APPLICABLE STANDARDS AND EQUIPMENT SCHEDULES
  2. DO NOT SCALE OFF THIS DRAWING. USE FIGURED DIMENSIONS ONLY.
  3. INFORM THE ARCHITECT OF ANY CONFLICT BETWEEN THE SITE CONDITIONS AND DOCUMENTS
  4. ALL DIMENSIONS ARE IN MILLIMETRES (mm) UNLESS NOTED OTHERWISE
  5. THE CONTRACTOR SHALL VERIFY ALL DIMENSIONS ON SITE PRIOR TO COMMENCING WORK



- ABBREVIATIONS**
- AC AIR CONDITIONER CONDENSOR UNIT
  - BK BARRIER KERB
  - BOF BALCONY OVER FLOW
  - CH COAT HOOK
  - CJ CONTROL JOINT
  - COL STEEL COLUMN - REFER TO S.E DRAWINGS
  - CP COLUMN PROTECTION
  - CT COOKTOP
  - DPP DOWN PIPE PROTECTION
  - DS DOOR STOP
  - FCU FAN COIL UNIT - REFER TO MECH. DRAWINGS
  - FD FLOOR DRAIN
  - FEX FIRE EXTINGUISHER
  - FHR FIRE HOSE REEL - REFER TO HYD. DRAWINGS
  - FFL FINISHED FLOOR LEVEL
  - FK FLUSH KERB
  - FR FRIDGE RECESS
  - FS FIXED SHELF
  - FW FLOOR WASTE
  - HB HAND BASIN
  - HWU HOT WATER UNIT - REFER TO HYD. DRAWINGS
  - HYD FIRE HYDRANT
  - LT LAUNDRY TROUGH
  - MV MICROWAVE RECESS
  - OG OBSCURED GLAZING
  - PC POWDER COATED
  - RE RISING EYE
  - RH RANGEHOOD
  - RS RETICULATION SLEEVE
  - RWP RAIN WATER PIPE
  - SD SETDOWN IN CONCRETE SLAB FOR FINISHES
  - S/D SLIDING DOOR/STACKERS
  - SLL STRUCTURAL SLAB LEVEL
  - SS STAINLESS STEEL SINK
  - TAC TACTILE INDICATORS
  - TR TOWEL RAIL
  - TRH TOILET ROLL HOLDER
  - TOC TOP OF CONCRETE
  - TOG TOP OF GRADE
  - TORS TOP OF ROOF SHEETING
  - TOW TOP OF WALL
  - TVA TV AREA
  - UBO UNDERBENCH OVEN
  - VB VANITY BASIN
  - WC WATER CLOSET

ARCHITECTURAL SET	
A000	Cover Sheet
A001	Site Plan - Existing & Demolition
A002	Site Layout Plan
A005	Set Out Plan
A050	Building Demolition Plans
A100	Floor Plan - Clubhouse
A101	Floor Plan - Kitchen
A102	Toilet Block - Floor Plan
A110	Roof Plan
A200	Ceiling Plans - Clubhouse
A201	Ceiling Plans - Alfresco Structure
A300	Site Elevations
A301	Building Elevations
A400	Sections
A500	Sandstone Wall Details
A501	Balustrade Details
A700	Kitchen - Interior Elevations
A800	Door, Window and Wall Schedule

REV	DESCRIPTION	DATE
C	For Tender	11/06/18
B	For Tender	08/06/18
A	For Comment	06/06/18

**WHITEHAUS**  
architecture | interior design | drafting


995 Hay Street PERTH 6000 | (08) 9226 3236  
admin@whitehaus.com.au | ABN: 66 159 398 428

**PROJECT:**  
Onslow Sports Centre  
  
47 Third Ave, Onslow WA  
6710

**DRAWING TITLE:**  
Cover Sheet

PROJECT No. 18073	DRAWN: JM
DATE: 05/18	APPROVED: CW
SCALE @ A1: 1 : 100	DRAWING No. REV A000 C

**WHITEHAUS**  
THE COPYRIGHT OF THIS DRAWING ALONG WITH ANY OTHER DOCUMENTS PREPARED BY WHITEHAUS PTY LTD REMAINS THE PROPERTY OF WHITEHAUS PTY LTD. WHITEHAUS PTY LTD GRANTS LICENSE FOR THE USE OF THIS DOCUMENT FOR THE PURPOSE FOR WHICH THEY ARE RETRIEVED ONLY. THE LICENSE IS NOT TRANSFERABLE WITHOUT THE WRITTEN PERMISSION FROM WHITEHAUS PTY LTD.



- GENERAL NOTES**
1. THIS DRAWING SHALL BE READ IN CONJUNCTION WITH ALL OTHER DRAWINGS, CONTRACT DOCUMENTS, SPECIFICATIONS, APPLICABLE STANDARDS AND EQUIPMENT SCHEDULES.
  2. DO NOT SCALE OFF THIS DRAWING. USE FIGURED DIMENSIONS ONLY.
  3. INFORM THE ARCHITECT OF ANY CONFLICT BETWEEN THE SITE CONDITIONS AND DOCUMENTS.
  4. ALL DIMENSIONS ARE IN MILLIMETRES (mm) UNLESS NOTED OTHERWISE.
  5. THE CONTRACTOR SHALL VERIFY ALL DIMENSIONS ON SITE PRIOR TO COMMENCING WORK.

- DEMOLITION NOTES**
- REMOVE ALL FURNITURE AND FITTINGS FROM ALL EXISTING BUILDINGS AND STORE FOR REUSE.
  - CAREFULLY CHECK FOR ASBESTOS.
  - REMOVE ALL BUILDINGS AND OTHER STRUCTURES.
  - REMOVE ALL FOOTINGS AND TIE DOWNS.

- Detail Number — SECTION TAG - HEAD  
 Page Number — SECTION TAG - TAIL  
 Detail Number — ELEVATION TAG  
 Page Number — ELEVATION TAG  
 Detail Number — INTERNAL ELEVATION TAG  
 Page Number — INTERNAL ELEVATION TAG  
 Detail Number — CALLOUT TAG  
 Page Number — CALLOUT TAG  
 Extent of Callout

- ABBREVIATIONS**
- AC AIR CONDITIONER CONDENSOR UNIT
  - BK BARRIER KERB
  - BOF BALCONY OVER FLOW
  - CH COAT HOOK
  - CJ CONTROL JOINT
  - COL STEEL COLUMN - REFER TO S.E. DRAWINGS
  - CP COLUMN PROTECTION
  - CT COOKTOP
  - DPP DOWN PIPE PROTECTION
  - DS DOOR STOP
  - FCU FAN COIL UNIT - REFER TO MECH. DRAWINGS
  - FD FLOOR DRAIN
  - FEX FIRE EXTINGUISHER
  - FHR FIRE HOSE REEL - REFER TO HYD. DRAWINGS
  - FFL FINISHED FLOOR LEVEL
  - FK FLUSH KERB
  - FR FRIDGE RECESS
  - FS FIXED SHELF
  - FW FLOOR WASTE
  - HB HAND BASIN
  - HWU HOT WATER UNIT - REFER TO HYD. DRAWINGS
  - HYD FIRE HYDRANT
  - LT LAUNDRY TROUGH
  - MV MICROWAVE RECESS
  - OG OBSCURED GLAZING
  - PC POWDER COATED
  - RE RIDDING EYE
  - RH RANGEHOOD
  - RS RETICULATION SLEEVE
  - RWP RAIN WATER PIPE
  - SD SETDOWN IN CONCRETE SLAB FOR FINISHES
  - S/D SLIDING DOOR/STACKERS
  - SSL STRUCTURAL SLAB LEVEL
  - SS STAINLESS STEEL SINK
  - TAC TACTILE INDICATORS
  - TR TONNEL RAIL
  - TRH TOILET ROLL HOLDER
  - TOC TOP OF CONCRETE
  - TGG TOP OF GRAVE
  - TORS TOP OF ROOF SHEETING
  - TOW TOP OF WALL
  - TVA TV AREA
  - UBO UNDERBENCH OVEN
  - VB VANITY BASIN
  - WC WATER CLOSET

REV	DESCRIPTION	DATE
B	For Tender	08/06/18
A	For Comment	06/06/18

**WHITEHAUS**  
 architecture | interior design | drafting  
 995 Hay Street PERTH 6000 | (08) 9226 3236  
 admin@whitehaus.com.au | ABN: 66 159 398 428

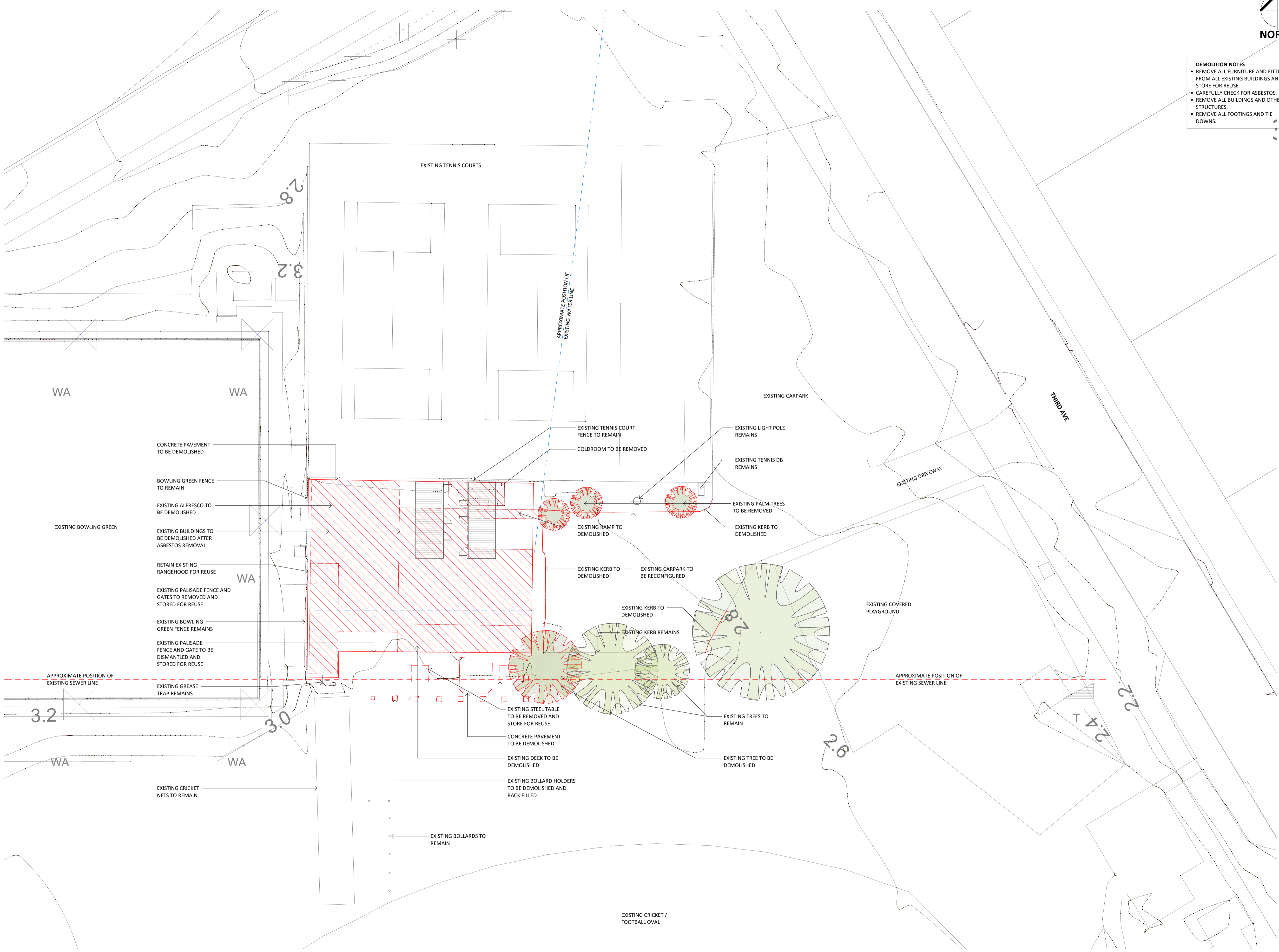



**PROJECT:**  
 Onslow Sports Centre  
 47 Third Ave, Onslow WA 6710

**DRAWING TITLE:**  
 Site Plan - Existing & Demolition

PROJECT No. 18073	DRAWN: JM
DATE: 05/18	APPROVED: CW
SCALE @ A1: 1 : 200	DRAWING No. A001
	REV B

**WHITEHAUS**  
 THE COPYRIGHT OF THIS DRAWING ALONG WITH ANY OTHER DOCUMENTS PREPARED BY WHITEHAUS PTY LTD REMAINS THE PROPERTY OF WHITEHAUS PTY LTD. WHITEHAUS PTY LTD GRANTS LICENSE FOR THE USE OF THIS DOCUMENT FOR THE PURPOSE FOR WHICH THEY ARE INTENDED. ONLY THE LICENSE IS NOT TRANSFERABLE WITHOUT THE WRITTEN PERMISSION FROM WHITEHAUS PTY LTD.





**GENERAL NOTES**

1. THIS DRAWING SHALL BE READ IN CONJUNCTION WITH ALL OTHER DRAWINGS, CONTRACT DOCUMENTS, SPECIFICATIONS, APPLICABLE STANDARDS AND EQUIPMENT SCHEDULES.
2. DO NOT SCALE OFF THIS DRAWING. USE FIGURED DIMENSIONS ONLY.
3. INFORM THE ARCHITECT OF ANY CONFLICT BETWEEN THE SITE CONDITIONS AND DOCUMENTS.
4. ALL DIMENSIONS ARE IN MILLIMETRES (mm) UNLESS NOTED OTHERWISE.
5. THE CONTRACTOR SHALL VERIFY ALL DIMENSIONS ON SITE PRIOR TO COMMENCING WORK.

Detail Number — SECTION TAG - HEAD  
Page Number — SECTION TAG - TAIL

Detail Number — ELEVATION TAG  
Page Number — INTERNAL ELEVATION TAG

Detail Number — CALLOUT TAG  
Page Number — CALLOUT TAG

Extent of Callout

**ABBREVIATIONS**

- AC AIR CONDITIONER CONDENSOR UNIT
- BK BARRIER KERB
- BOF BALCONY OVER FLOW
- CH COAT HOOK
- CI CONTROL JOINT
- COL STEEL COLUMN - REFER TO S.E. DRAWINGS
- CP COLUMN PROTECTION
- CT COOKTOP
- DPP DOWN PIPE PROTECTION
- DS DOOR STOP
- FCU FAN COIL UNIT - REFER TO MECH. DRAWINGS
- FD FLOOR DRAIN
- FEX FIRE EXTINGUISHER
- FHR FIRE HOSE REEL - REFER TO HYD. DRAWINGS
- FFL FINISHED FLOOR LEVEL
- FK FLUSH KERB
- FR FRIDGE RECESS
- FS FIXED SHELF
- FW FLOOR WASTE
- HB HAND BASIN
- HWHU HOT WATER UNIT - REFER TO HYD. DRAWINGS
- HYD FIRE HYDRANT
- LT LAUNDRY TROUGH
- MV MICROWAVE RECESS
- OG OBLISCURED GLAZING
- PC POWDER COATED
- RE RANGEROOD
- RH RANGEROOD
- RS RETICULATION SLEEVE
- RWP RAIN WATER PIPE
- SD SETDOWN IN CONCRETE SLAB FOR FINISHES
- S/D STRUCTURAL SLAB LEVEL
- SS STAINLESS STEEL SINK
- TAC TACTILE INDICATORS
- TR TOWER RAIL
- TRH TOILET ROLL HOLDER
- TOC TOP OF CONCRETE
- TGG TOP OF GRADE
- TORS TOP OF ROOF SHEETING
- TOW TOP OF WALL
- TVA TV ARIAL
- UBO UNDERBENCH OVEN
- VB VANITY BASIN
- WC WATER CLOSET

REV	DESCRIPTION	DATE
C	For Tender	11/06/18
B	For Tender	08/06/18
A	For Comment	06/06/18

**WHITEHAUS**  
architecture | interior design | drafting

995 Hay Street PERTH 6000 | (08) 9226 3236  
admin@whitehaus.com.au | ABN: 66 159 398 428



**PROJECT:**  
Onslow Sports Centre

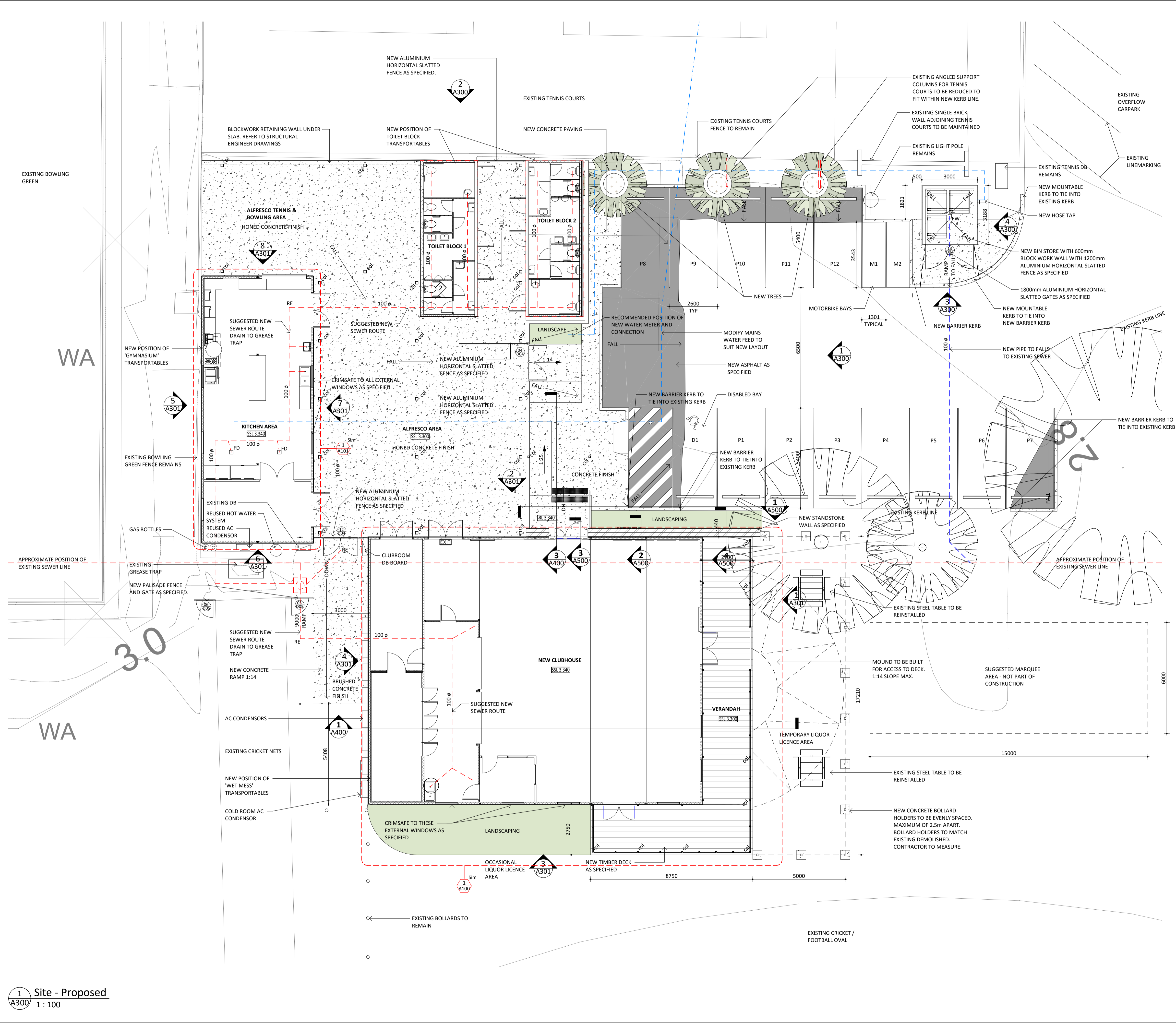
47 Third Ave, Onslow WA 6710

**DRAWING TITLE:**  
Site Layout Plan


PROJECT No. 18073	DRAWN: JM
DATE: 05/18	APPROVED: CW
SCALE @ A1: 1 : 100	DRAWING No. A002
	REV C

**WHITEHAUS**

THE COPYRIGHT OF THIS DRAWING ALONG WITH ANY OTHER DOCUMENTS PREPARED BY WHITEHAUS PTY LTD REMAINS THE PROPERTY OF WHITEHAUS PTY LTD. WHITEHAUS PTY LTD GRANTS LICENSE FOR THE USE OF THIS DOCUMENT FOR THE PURPOSE FOR WHICH THEY ARE INTENDED ONLY. THE LICENSE IS NOT TRANSFERABLE WITHOUT THE WRITTEN PERMISSION FROM WHITEHAUS PTY LTD.



1 Site - Proposed  
A300 1 : 100



- GENERAL NOTES**
- THIS DRAWING SHALL BE READ IN CONJUNCTION WITH ALL OTHER DRAWINGS, CONTRACT DOCUMENTS, SPECIFICATIONS, APPLICABLE STANDARDS AND EQUIPMENT SCHEDULES.
  - DO NOT SCALE OFF THIS DRAWING. USE FIGURED DIMENSIONS ONLY.
  - INFORM THE ARCHITECT OF ANY CONFLICT BETWEEN THE SITE CONDITIONS AND DOCUMENTS.
  - ALL DIMENSIONS ARE IN MILLIMETRES (mm) UNLESS NOTED OTHERWISE.
  - THE CONTRACTOR SHALL VERIFY ALL DIMENSIONS ON SITE PRIOR TO COMMENCING WORK.

- Detail Number — Page Number — SECTION TAG - HEAD  
 SECTION TAG - TAIL  
 ELEVATION TAG  
 INTERNAL ELEVATION TAG  
 CALLOUT TAG  
 Extent of Callout

- ABBREVIATIONS**
- AC AIR CONDITIONER CONDENSOR UNIT
  - BK BARRIER KERB
  - BOF BALCONY OVER FLOW
  - CH COAT HOOK
  - CJ CONTROL JOINT
  - COL STEEL COLUMN - REFER TO S.E. DRAWINGS
  - CP COLUMN PROTECTION
  - CT COOKTOP
  - DPP DOWN PIPE PROTECTION
  - DS DOOR STOP
  - FCU FAN COIL UNIT - REFER TO MECH. DRAWINGS
  - FD FLOOR DRAIN
  - FEX FIRE EXTINGUISHER
  - FHR FIRE HOSE REEL - REFER TO HYD. DRAWINGS
  - FFL FINISHED FLOOR LEVEL
  - FK FLUSH KERB
  - FR FRIDGE RECESS
  - FS FIXED SHELF
  - FW FLOOR WASTE
  - HB HAND BASIN
  - HWU HOT WATER UNIT - REFER TO HYD. DRAWINGS
  - HYD FIRE HYDRANT
  - LT LAUNDRY TROUGH
  - MV MICROWAVE RECESS
  - OG OBSCURED GLAZING
  - PC POWDER COATED
  - RE RIDDING EYE
  - RH RANGEHOOD
  - RS RETICULATION SLEEVE
  - RWP RAIN WATER PIPE
  - SD SETDOWN IN CONCRETE SLAB FOR FINISHES
  - S/D SLIDING DOOR/STACKERS
  - SSL STRUCTURAL SLAB LEVEL
  - SS STAINLESS STEEL SINK
  - TAC TACTILE INDICATORS
  - TR TONEL RAIL
  - TRH TOILET ROLL HOLDER
  - TOC TOP OF CONCRETE
  - TGG TOP OF GRATE
  - TORS TOP OF ROOF SHEETING
  - TOW TOP OF WALL
  - TVA TV AREA
  - UBO UNDERBENCH OVEN
  - VB VANITY BASIN
  - WC WATER CLOSET

B	For Tender	08/06/18
A	For Comment	06/06/18
REV	DESCRIPTION	DATE

**WHITEHAUS**  
 architecture | interior design | drafting  
 995 Hay Street PERTH 6000 | (08) 9226 3236  
 admin@whitehaus.com.au | ABN: 66 159 398 428

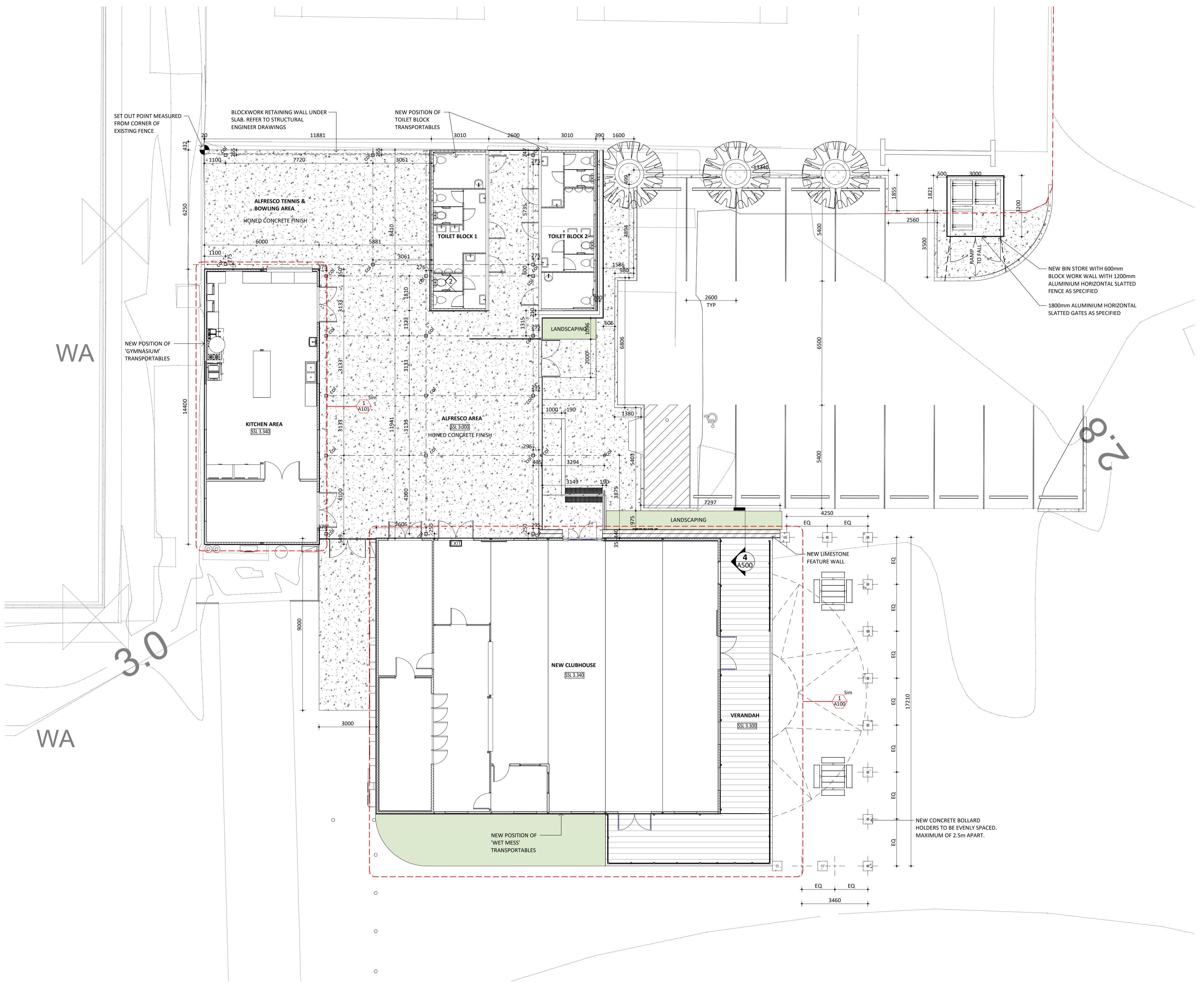


PROJECT:  
**Onslow Sports Centre**  
 47 Third Ave, Onslow WA  
 6710

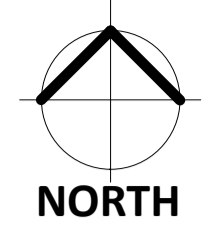
DRAWING TITLE:  
**Set Out Plan**

PROJECT No. 18073	DRAWN: JM
DATE: 05/18	APPROVED: CW
SCALE @ A1: 1 : 100	DRAWING No. REV A005 B

**WHITEHAUS**  
 THE COPYRIGHT OF THIS DRAWING ALONG WITH ANY OTHER DOCUMENTS PREPARED BY WHITEHAUS PTY LTD REMAINS THE PROPERTY OF WHITEHAUS PTY LTD. WHITEHAUS PTY LTD GRANTS LICENSE FOR THE USE OF THIS DOCUMENT FOR THE PURPOSE FOR WHICH THEY ARE INTENDED. ONLY THE LICENSEE IS NOT TRANSFERABLE WITHOUT THE WRITTEN PERMISSION FROM WHITEHAUS PTY LTD.



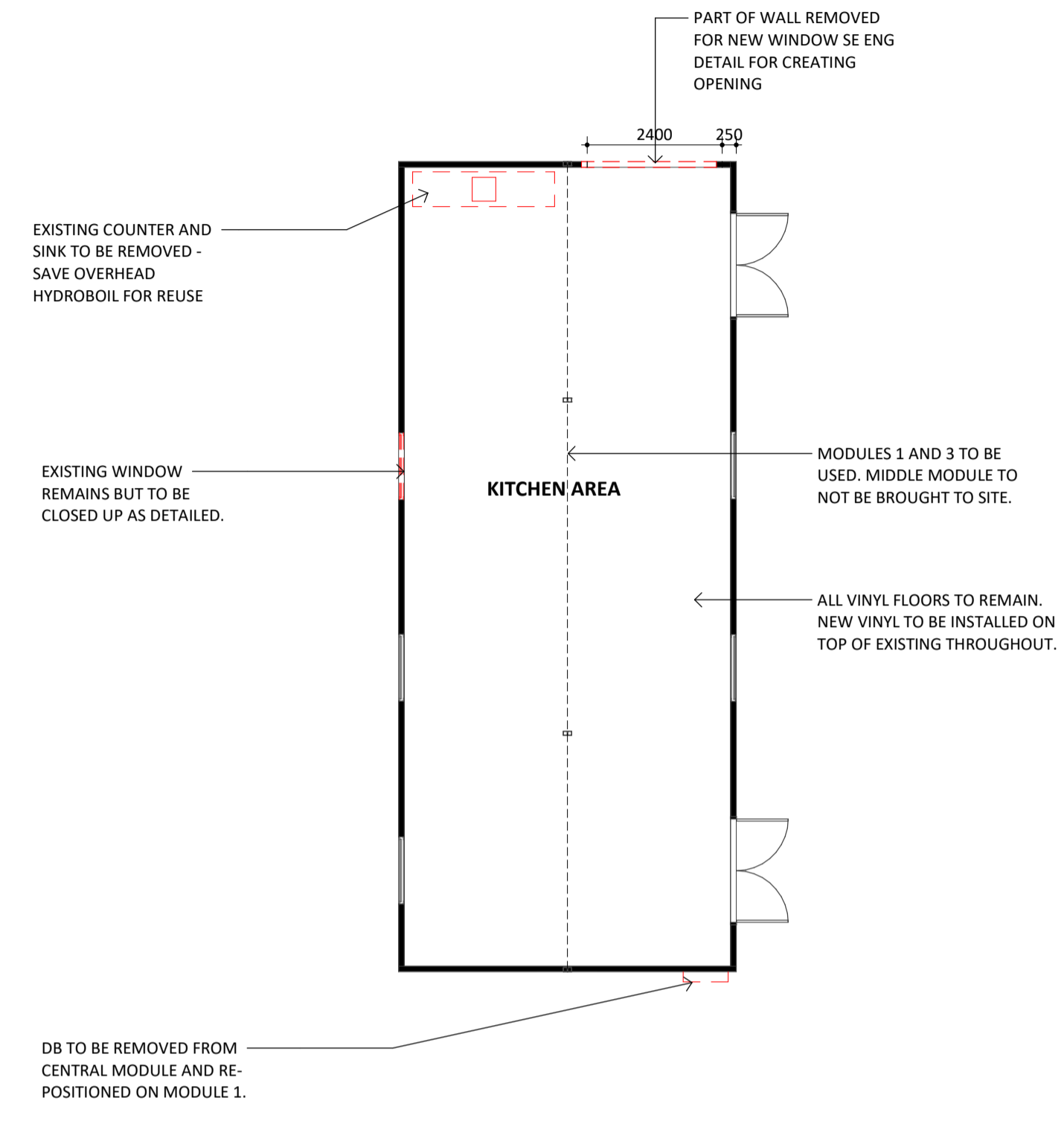
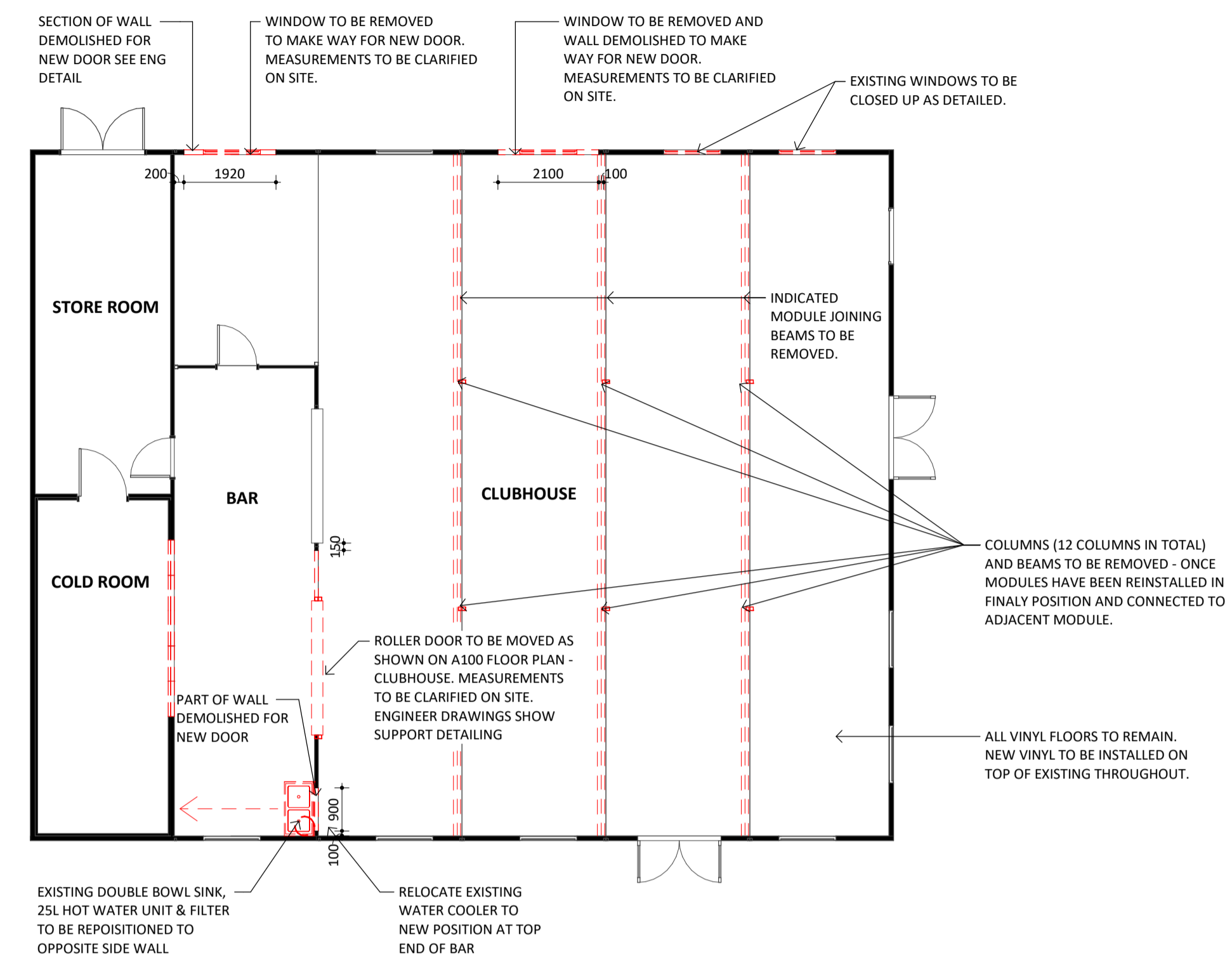
1 Site - Set Out Plan  
 A300 1 : 100



- GENERAL NOTES**
- THIS DRAWING SHALL BE READ IN CONJUNCTION WITH ALL OTHER DRAWINGS, CONTRACT DOCUMENTS, SPECIFICATIONS, APPLICABLE STANDARDS AND EQUIPMENT SCHEDULES
  - DO NOT SCALE OFF THIS DRAWING. USE FIGURED DIMENSIONS ONLY.
  - INFORM THE ARCHITECT OF ANY CONFLICT BETWEEN THE SITE CONDITIONS AND DOCUMENTS
  - ALL DIMENSIONS ARE IN MILLIMETRES (mm) UNLESS NOTED OTHERWISE
  - THE CONTRACTOR SHALL VERIFY ALL DIMENSIONS ON SITE PRIOR TO COMMENCING WORK

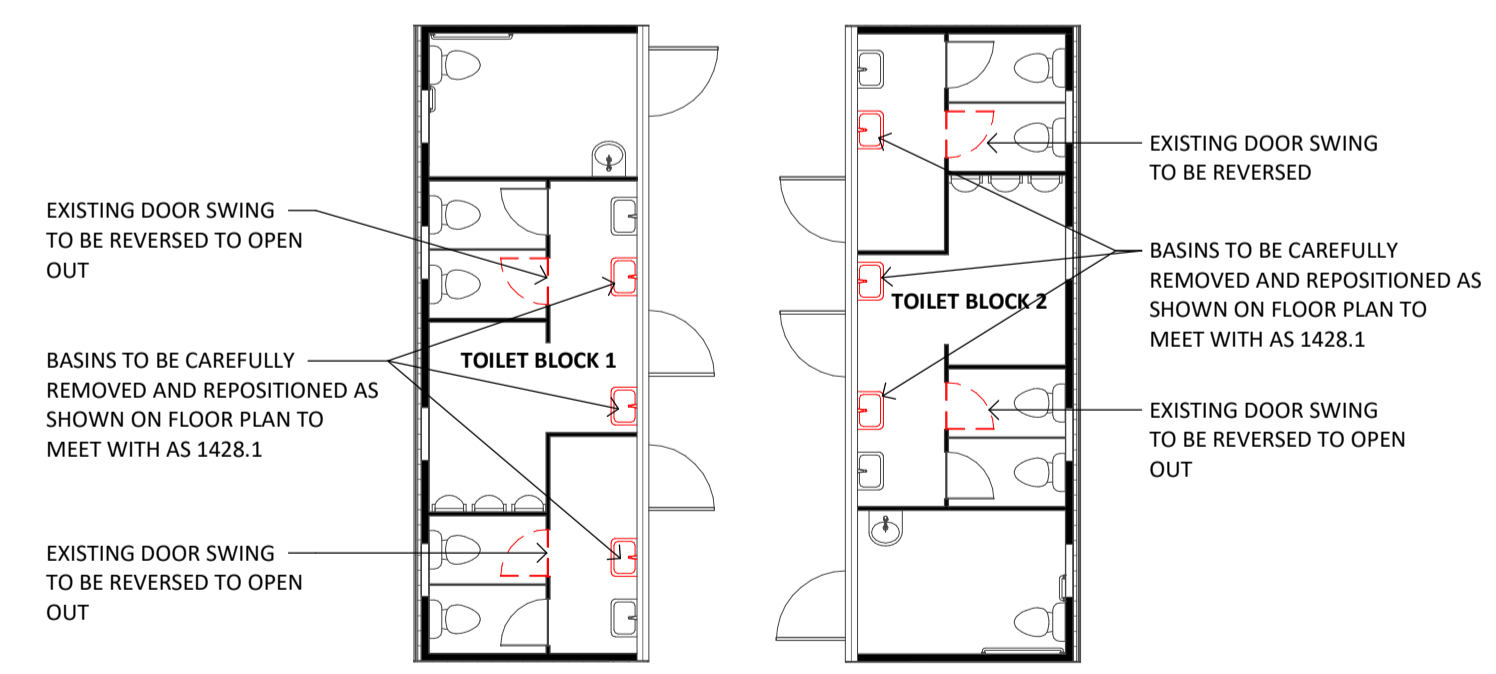
- Detail Number — Page Number — SECTION TAG - HEAD
- Detail Number — Page Number — SECTION TAG - TAIL
- Detail Number — Page Number — ELEVATION TAG
- Detail Number — Page Number — INTERNAL ELEVATION TAG
- Detail Number — Page Number — CALLOUT TAG
- Extent of Callout

- ABBREVIATIONS**
- AC AIR CONDITIONER CONDENSOR UNIT
  - BK BARRIER KERB
  - BOF BALCONY OVER FLOW
  - CH COAT HOOK
  - CJ CONTROL JOINT
  - COL STEEL COLUMN - REFER TO S.E. DRAWINGS
  - CP COLUMN PROTECTION
  - CT COOKTOP
  - DPP DOWN PIPE PROTECTION
  - DS DOOR STOP
  - FCU FAN COIL UNIT - REFER TO MECH. DRAWINGS
  - FD FLOOR DRAIN
  - FEX FIRE EXTINGUISHER
  - FHR FIRE HOSE REEL - REFER TO HYD. DRAWINGS
  - FFL FINISHED FLOOR LEVEL
  - FK FLUSH KERB
  - FR FRIDGE RECESS
  - FS FIXED SHELF
  - FW FLOOR WASTE
  - HB HAND BASIN
  - HWU HOT WATER UNIT - REFER TO HYD. DRAWINGS
  - HYD FIRE HYDRANT
  - LT LAUNDRY TROUGH
  - MV MICROWAVE RECESS
  - OG OBSCURED GLAZING
  - PC POWDER COATED
  - RE RIDGING EYE
  - RH RANGEHOOD
  - RS RETICULATION SLEEVE
  - RWP RAIN WATER PIPE
  - SD SETDOWN IN CONCRETE SLAB FOR FINISHES
  - S/D SLIDING DOOR/STACKERS
  - S/L STRUCTURAL SLAB LEVEL
  - SS STAINLESS STEEL SINK
  - TAC TACTILE INDICATORS
  - TR TONEL RAIL
  - TRH TOILET ROLL HOLDER
  - TOC TOP OF CONCRETE
  - TGG TOP OF GRATE
  - TORS TOP OF ROOF SHEETING
  - TOW TOP OF WALL
  - TVA TV AREA
  - UBO UNDERBENCH OVEN
  - VB VANITY BASIN
  - WC WATER CLOSET



**2 Clubhouse - Demolition**  
A300 1 : 100

**1 Kitchen - Demolition**  
A300 1 : 100



**3 Toilet Block - Demolition**  
A300 1 : 100

B	For Tender	08/06/18
A	For Comment	06/06/18
REV	DESCRIPTION	DATE

**WHITEHAUS**  
architecture | interior design | drafting

995 Hay Street PERTH 6000 | (08) 9226 3236  
admin@whitehaus.com.au | ABN: 66 159 398 428


PROJECT:  
**Onslow Sports Centre**

47 Third Ave, Onslow WA 6710

DRAWING TITLE:  
**Building Demolition Plans**

PROJECT No. 18073	DRAWN: JM
DATE: 05/18	APPROVED: CW
SCALE @ A1: 1 : 100	DRAWING No. A050 REV B

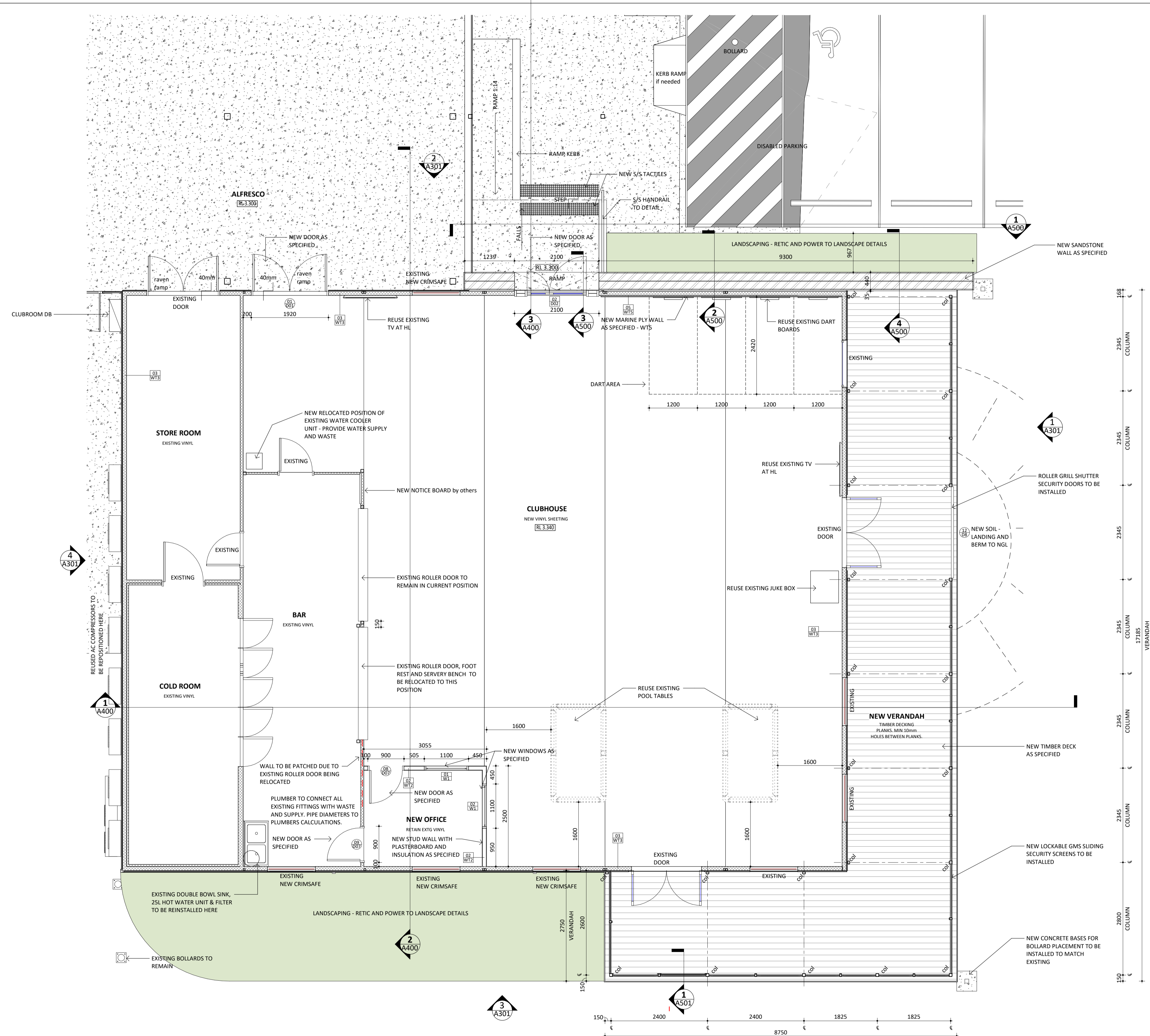
**WHITEHAUS**  
THE COPYRIGHT OF THIS DRAWING ALONG WITH ANY OTHER DOCUMENTS PREPARED BY WHITEHAUS PTY LTD REMAINS THE PROPERTY OF WHITEHAUS PTY LTD. WHITEHAUS PTY LTD GRANTS LICENSE FOR THE USE OF THIS DOCUMENT FOR THE PURPOSE FOR WHICH THEY ARE INTENDED ONLY. THE LICENSE IS NOT TRANSFERABLE WITHOUT THE WRITTEN PERMISSION FROM WHITEHAUS PTY LTD.



- GENERAL NOTES**
1. THIS DRAWING SHALL BE READ IN CONJUNCTION WITH ALL OTHER DRAWINGS, CONTRACT DOCUMENTS, SPECIFICATIONS, APPLICABLE STANDARDS AND EQUIPMENT SCHEDULES.
  2. DO NOT SCALE OFF THIS DRAWING. USE FIGURED DIMENSIONS ONLY.
  3. INFORM THE ARCHITECT OF ANY CONFLICT BETWEEN THE SITE CONDITIONS AND DOCUMENTS.
  4. ALL DIMENSIONS ARE IN MILLIMETRES (mm) UNLESS NOTED OTHERWISE.
  5. THE CONTRACTOR SHALL VERIFY ALL DIMENSIONS ON SITE PRIOR TO COMMENCING WORK.

- Detail Number — SECTION TAG - HEAD  
 Page Number — SECTION TAG - TAIL
- Detail Number — ELEVATION TAG  
 Page Number — ELEVATION TAG
- Detail Number — INTERNAL ELEVATION TAG  
 Page Number — INTERNAL ELEVATION TAG
- Detail Number — CALLOUT TAG  
 Page Number — CALLOUT TAG
- Extent of Callout

- ABBREVIATIONS**
- AC AIR CONDITIONER CONDENSOR UNIT
  - BK BARRIER KERB
  - BOF BALCONY OVER FLOW
  - CH COAT HOOK
  - CJ CONTROL JOINT
  - COL STEEL COLUMN - REFER TO S.E. DRAWINGS
  - CP COLUMN PROTECTION
  - CT COOKTOP
  - DWP DOWN PIPE PROTECTION
  - DS DOOR STOP
  - FCU FAN COIL UNIT - REFER TO MECH. DRAWINGS
  - FD FLOOR DRAIN
  - FEK FIRE EXTINGUISHER
  - FHR FIRE HOSE REEL - REFER TO HYD. DRAWINGS
  - FFL FINISHED FLOOR LEVEL
  - FK FLUSH KERB
  - FR FRIDGE RECESS
  - FS FIXED SHELF
  - FW FLOOR WASTE
  - HB HAND BASIN
  - HBU HOT WATER UNIT - REFER TO HYD. DRAWINGS
  - HYD FIRE HYDRANT
  - LT LAUNDRY TROUGH
  - MV MICROWAVE RECESS
  - OG OBTAINED GLAZING
  - PC POWDER COATED
  - RE RIDDING EYE
  - RH RANGEHOOD
  - RS RETICULATION SLEEVE
  - RWP RAIN WATER PIPE
  - SD SETDOWN IN CONCRETE SLAB FOR FINISHES
  - S/D SLIDING DOOR/STACKERS
  - SLL STRUCTURAL SLAB LEVEL
  - SS STAINLESS STEEL SINK
  - TAC TACTILE INDICATORS
  - TR TONEL RAIL
  - TRH TOILET ROLL HOLDER
  - TOC TOP OF CONCRETE
  - TGG TOP OF GRADE
  - TORS TOP OF ROOF SHEETING
  - TOW TOP OF WALL
  - TVA TV AREA
  - UBO UNDERBENCH OVEN
  - VB VANITY BASIN
  - WC WATER CLOSET



1 Clubhouse - Floor Plan  
 A002 1:50

B	For Tender	08/06/18
A	For Comment	06/06/18
REV	DESCRIPTION	DATE

**WHITEHAUS**  
 architecture | interior design | drafting  
 995 Hay Street PERTH 6000 | (08) 9226 3236  
 admin@whitehaus.com.au | ABN: 66 159 398 428



PROJECT:  
 Onslow Sports Centre  
 47 Third Ave, Onslow WA 6710

DRAWING TITLE:  
 Floor Plan - Clubhouse

PROJECT No. 18073	DRAWN: JM
DATE: 05/18	APPROVED: CW
SCALE @ A1: 1:50	DRAWING No. A100 REV B

**WHITEHAUS**  
 THE COPYRIGHT OF THIS DRAWING ALONG WITH ANY OTHER DOCUMENTS PREPARED BY WHITEHAUS PTY LTD REMAINS THE PROPERTY OF WHITEHAUS PTY LTD. WHITEHAUS PTY LTD GRANTS LICENSE FOR THE USE OF THIS DOCUMENT FOR THE PURPOSE FOR WHICH THEY ARE INTENDED. ONLY THE LICENSE IS NOT TRANSFERABLE WITHOUT THE WRITTEN PERMISSION FROM WHITEHAUS PTY LTD.

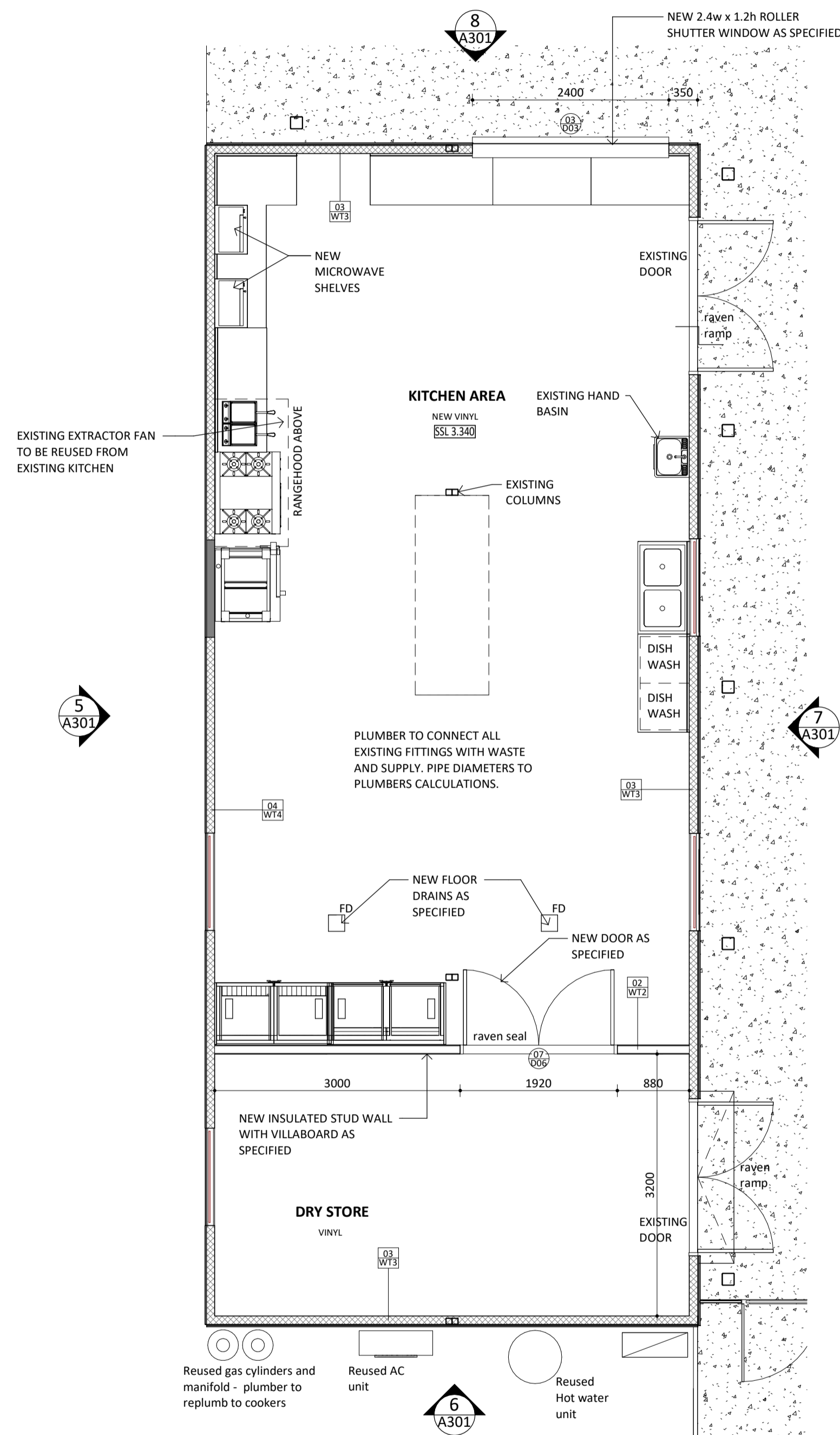


- NOTES**
- THIS DRAWING FOR SETOUT PURPOSES ONLY. REFER TO ELECTRICAL DRAWINGS FOR FURTHER INFORMATION.
  - REFER TO ELECTRICAL DRAWINGS FOR LIGHT FITTING SELECTIONS.

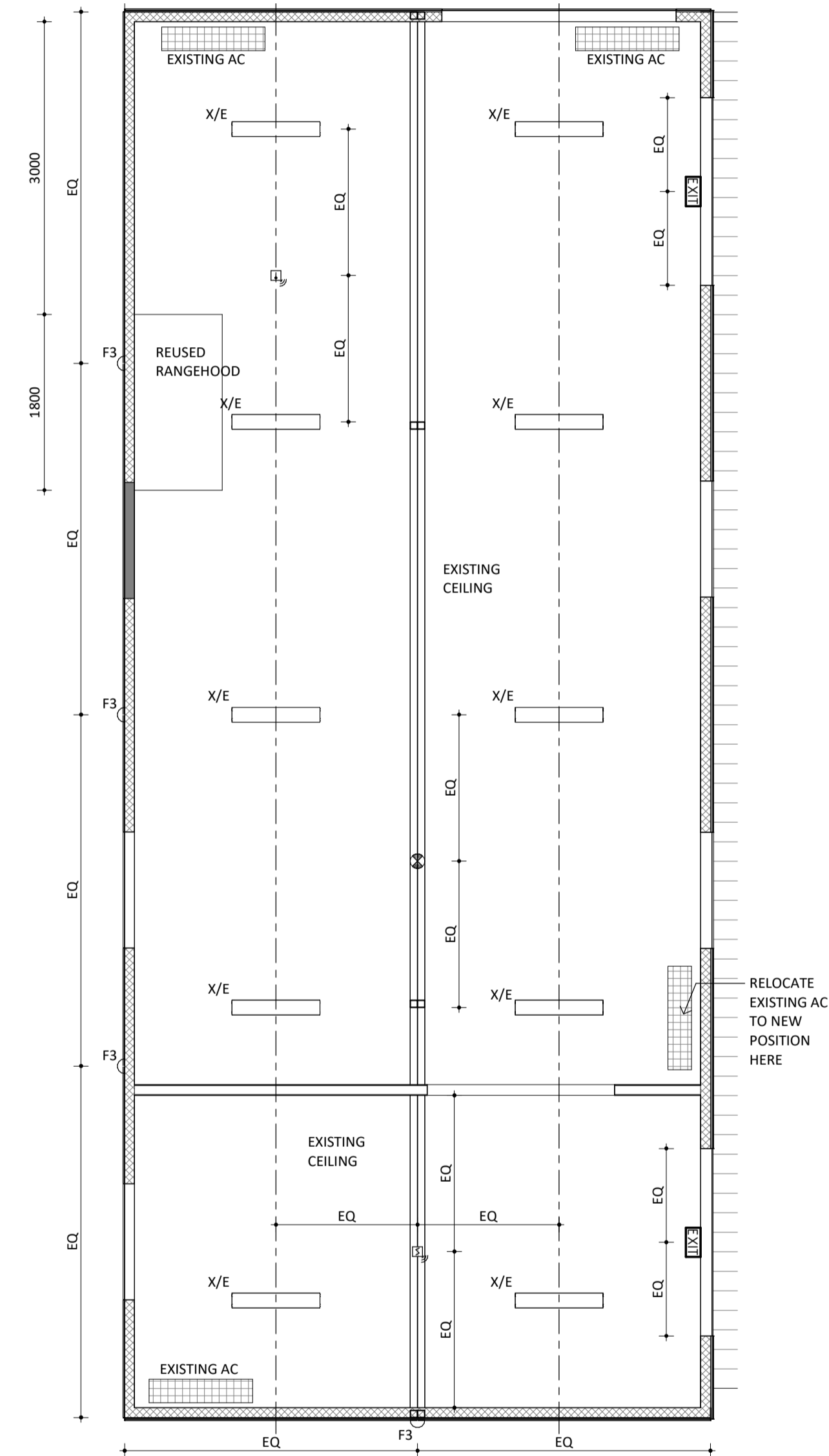
- GENERAL NOTES**
- THIS DRAWING SHALL BE READ IN CONJUNCTION WITH ALL OTHER DRAWINGS, CONTRACT DOCUMENTS, SPECIFICATIONS, APPLICABLE STANDARDS AND EQUIPMENT SCHEDULES.
  - DO NOT SCALE OFF THIS DRAWING. USE FIGURED DIMENSIONS ONLY.
  - INFORM THE ARCHITECT OF ANY CONFLICT BETWEEN THE SITE CONDITIONS AND DOCUMENTS.
  - ALL DIMENSIONS ARE IN MILLIMETRES (mm) UNLESS NOTED OTHERWISE.
  - THE CONTRACTOR SHALL VERIFY ALL DIMENSIONS ON SITE PRIOR TO COMMENCING WORK.

- Detail Number — SECTION TAG - HEAD  
 Page Number — SECTION TAG - TAIL  
 Detail Number — ELEVATION TAG  
 Page Number — ELEVATION TAG  
 Detail Number — INTERNAL ELEVATION TAG  
 Page Number — INTERNAL ELEVATION TAG  
 Detail Number — CALLOUT TAG  
 Page Number — CALLOUT TAG  
 Extent of Callout

- ABBREVIATIONS**
- AC AIR CONDITIONER CONDENSOR UNIT
  - BK BARRIER KERB
  - BOF BALCONY OVER FLOW
  - CH COAT HOOK
  - CJ CONTROL JOINT
  - COL STEEL COLUMN - REFER TO S.E. DRAWINGS
  - CP COLUMN PROTECTION
  - CT COOKTOP
  - DRP DOWN PIPE PROTECTION
  - DS DOOR STOP
  - FCU FAN COIL UNIT - REFER TO MECH. DRAWINGS
  - FD FLOOR DRAIN
  - FEX FIRE EXTINGUISHER
  - FHR FIRE HOSE REEL - REFER TO HYD. DRAWINGS
  - FFL FINISHED FLOOR LEVEL
  - FK FLUSH KERB
  - FR FRIDGE RECESS
  - FS FIXED SHELF
  - FW FLOOR WASTE
  - HB HAND BASIN
  - HWU HOT WATER UNIT - REFER TO HYD. DRAWINGS
  - HYD FIRE HYDRANT
  - LT LAUNDRY TROUGH
  - MV MICROWAVE RECESS
  - OG OBSCURED GLAZING
  - PC POWDER COATED
  - RE RISSING EYE
  - RH RANGEHOOD
  - RS RETICULATION SLEEVE
  - RWP RAIN WATER PIPE
  - SD SETDOWN IN CONCRETE SLAB FOR FINISHES
  - S/D SLIDING DOOR/STACKERS
  - SSL STRUCTURAL SLAB LEVEL
  - SS STAINLESS STEEL SINK
  - TAC TACTILE INDICATORS
  - TR TONEL RAIL
  - TRH TOILET ROLL HOLDER
  - TOC TOP OF CONCRETE
  - TGG TOP OF GRADE
  - TORS TOP OF ROOF SHEETING
  - TOW TOP OF WALL
  - TVA TV AREA
  - UBO UNDERBENCH OVEN
  - VB VANITY BASIN
  - WC WATER CLOSET



1 Kitchen - Floor Plan  
1 : 50



2 Kitchen - Ceiling Plan  
1 : 50

REV	DESCRIPTION	DATE
B	For Tender	08/06/18
A	For Comment	06/06/18

**WHITEHAUS**  
 architecture | interior design | drafting  
 995 Hay Street PERTH 6000 | (08) 9226 3236  
 admin@whitehaus.com.au | ABN: 66 159 398 428

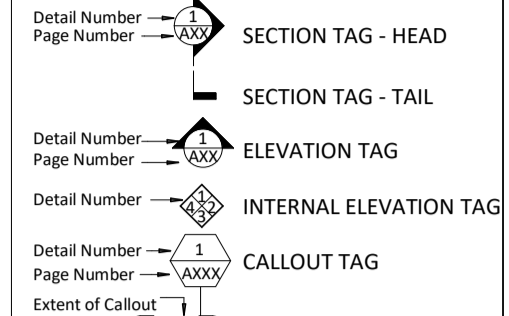
PROJECT:  
 Onslow Sports Centre  
 47 Third Ave, Onslow WA 6710

DRAWING TITLE:  
 Floor Plan -  
 Kitchen

PROJECT No. 18073	DRAWN: JM
DATE: 05/18	APPROVED: CW
SCALE @ A1: 1 : 50	DRAWING No. A101 REV B

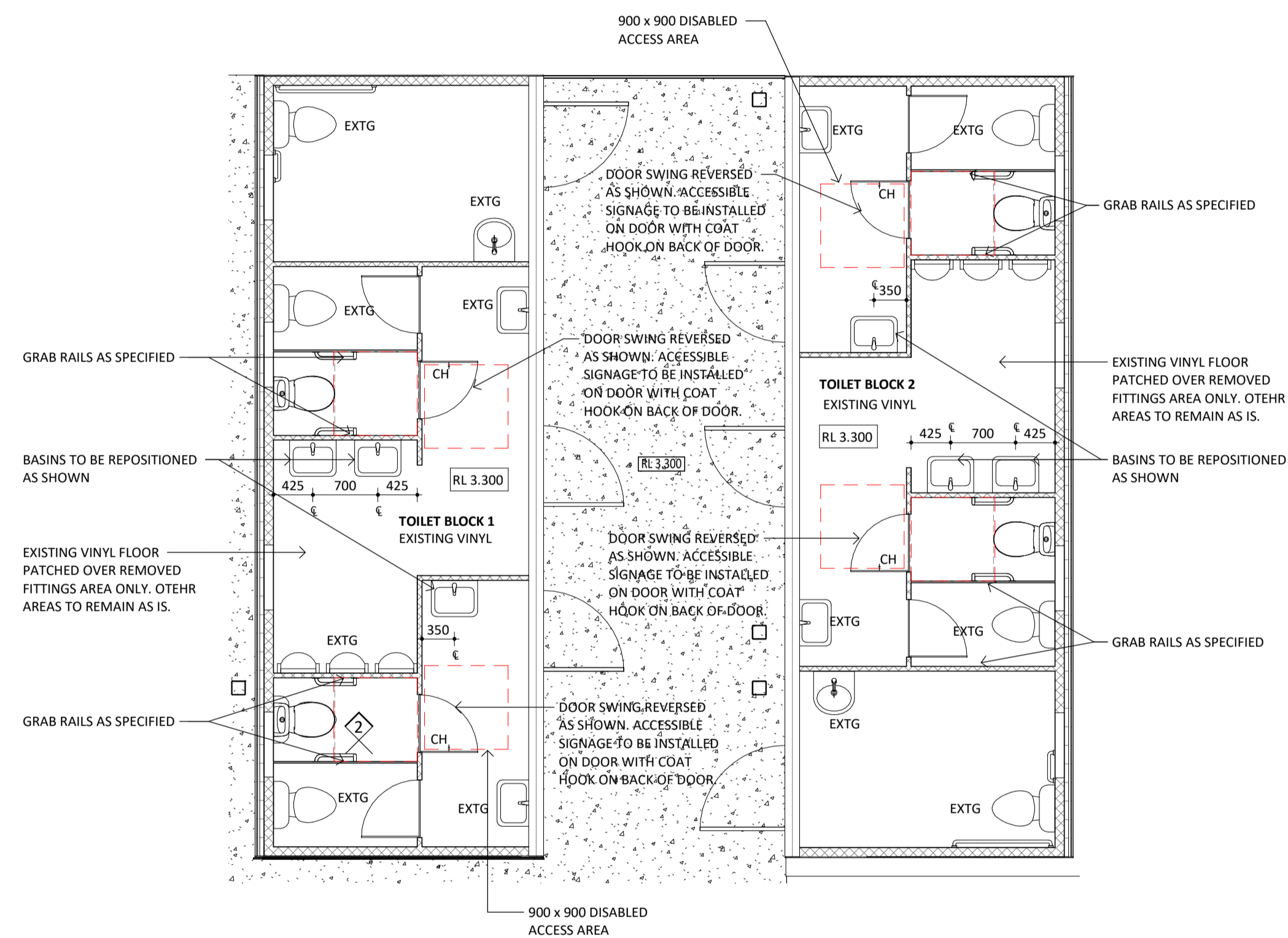
**WHITEHAUS**  
 THE COPYRIGHT OF THIS DRAWING ALONG WITH ANY OTHER DOCUMENTS PREPARED BY WHITEHAUS PTY LTD REMAINS THE PROPERTY OF WHITEHAUS PTY LTD. WHITEHAUS PTY LTD GRANTS LICENSE FOR THE USE OF THIS DOCUMENT FOR THE PURPOSE FOR WHICH THEY ARE INTENDED. ONLY THE LICENSE IS NOT TRANSFERABLE WITHOUT THE WRITTEN PERMISSION FROM WHITEHAUS PTY LTD.

- GENERAL NOTES**
- THIS DRAWING SHALL BE READ IN CONJUNCTION WITH ALL OTHER DRAWINGS, CONTRACT DOCUMENTS, SPECIFICATIONS, APPLICABLE STANDARDS AND EQUIPMENT SCHEDULES
  - DO NOT SCALE OFF THIS DRAWING. USE FIGURED DIMENSIONS ONLY.
  - INFORM THE ARCHITECT OF ANY CONFLICT BETWEEN THE SITE CONDITIONS AND DOCUMENTS
  - ALL DIMENSIONS ARE IN MILLIMETRES (mm) UNLESS NOTED OTHERWISE
  - THE CONTRACTOR SHALL VERIFY ALL DIMENSIONS ON SITE PRIOR TO COMMENCING WORK

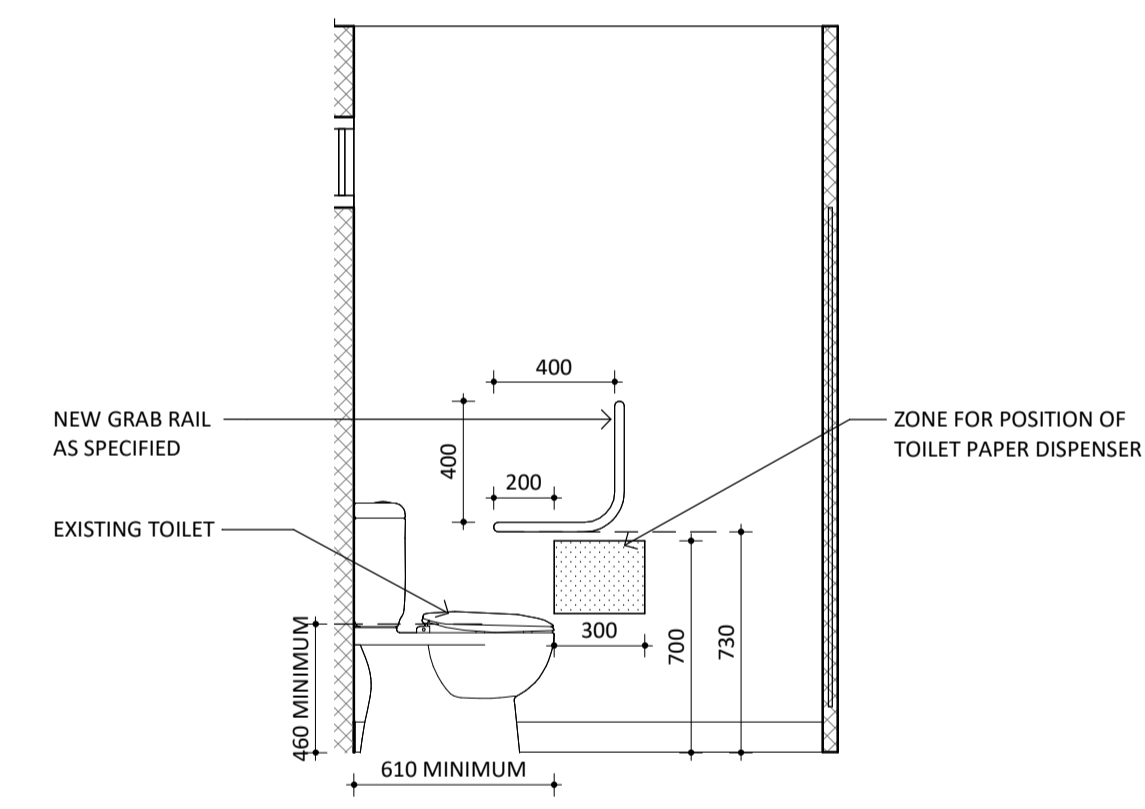


**ABBREVIATIONS**

AC	AIR CONDITIONER CONDENSOR UNIT
BK	BARRIER KERB
BOF	BALCONY OVER FLOW
CH	COAT HOOK
CJ	CONTROL JOINT
COL	STEEL COLUMN - REFER TO S.E. DRAWINGS
CP	COLUMN PROTECTION
CT	COOKTOP
DPP	DOWN PIPE PROTECTION
DS	DOOR STOP
FCU	FAN COIL UNIT - REFER TO MECH. DRAWINGS
FD	FLOOR DRAIN
FEX	FIRE EXTINGUISHER
FHR	FIRE HOSE REEL - REFER TO HYD. DRAWINGS
FFL	FINISHED FLOOR LEVEL
FK	FLUSH KERB
FR	FRIDGE RECESS
FS	FIXED SHELF
FW	FLOOR WASTE
HB	HAND BASIN
HWU	HOT WATER UNIT - REFER TO HYD. DRAWINGS
HYD	FIRE HYDRANT
LT	LAUNDRY TROUGH
MV	MICROWAVE RECESS
OG	OBSCURED GLAZING
PC	POWDER COATED
RE	RODDING EYE
RH	RANGEHOOD
RS	RETICULATION SLEEVE
RWP	RAIN WATER PIPE
SD	SETDOWN IN CONCRETE SLAB FOR FINISHES
S/D	SLIDING DOOR/STACKERS
SSL	STRUCTURAL SLAB LEVEL
SS	STAINLESS STEEL SINK
TAC	TACTILE INDICATORS
TR	TOWEL RAIL
TRH	TOILET ROLL HOLDER
TOC	TOP OF CONCRETE
TGG	TOP OF GRATE
TORS	TOP OF ROOF SHEETING
TOW	TOP OF WALL
TVA	TV AREA
UBO	UNDERBENCH OVEN
VB	VANITY BASIN
WC	WATER CLOSET



**1 Toilet Block - Floor Plan**  
A300 1 : 50



**2 Typical Ambulant Toilet Elevation**  
A002 1 : 25

REV	DESCRIPTION	DATE
A	For Tender	08/06/18

**WHITEHAUS**  
architecture | interior design | drafting  
995 Hay Street PERTH 6000 | (08) 9226 3236  
admin@whitehaus.com.au | ABN: 66 159 398 428




**PROJECT:**  
Onslow Sports Centre  
47 Third Ave, Onslow WA 6710

**DRAWING TITLE:**  
Toilet Block - Floor Plan

PROJECT No. 18073	DRAWN: JM
DATE: 05/18	APPROVED: CW
SCALE @ A1: As indicated	DRAWING No. A102 REV A

**WHITEHAUS**  
THE COPYRIGHT OF THIS DRAWING ALONG WITH ANY OTHER DOCUMENTS PREPARED BY WHITEHAUS PTY LTD REMAINS THE PROPERTY OF WHITEHAUS PTY LTD. WHITEHAUS PTY LTD GRANTS LICENSE FOR THE USE OF THIS DOCUMENT FOR THE PURPOSE FOR WHICH THEY ARE INTENDED ONLY. THE LICENSE IS NOT TRANSFERABLE WITHOUT THE WRITTEN PERMISSION FROM WHITEHAUS PTY LTD.

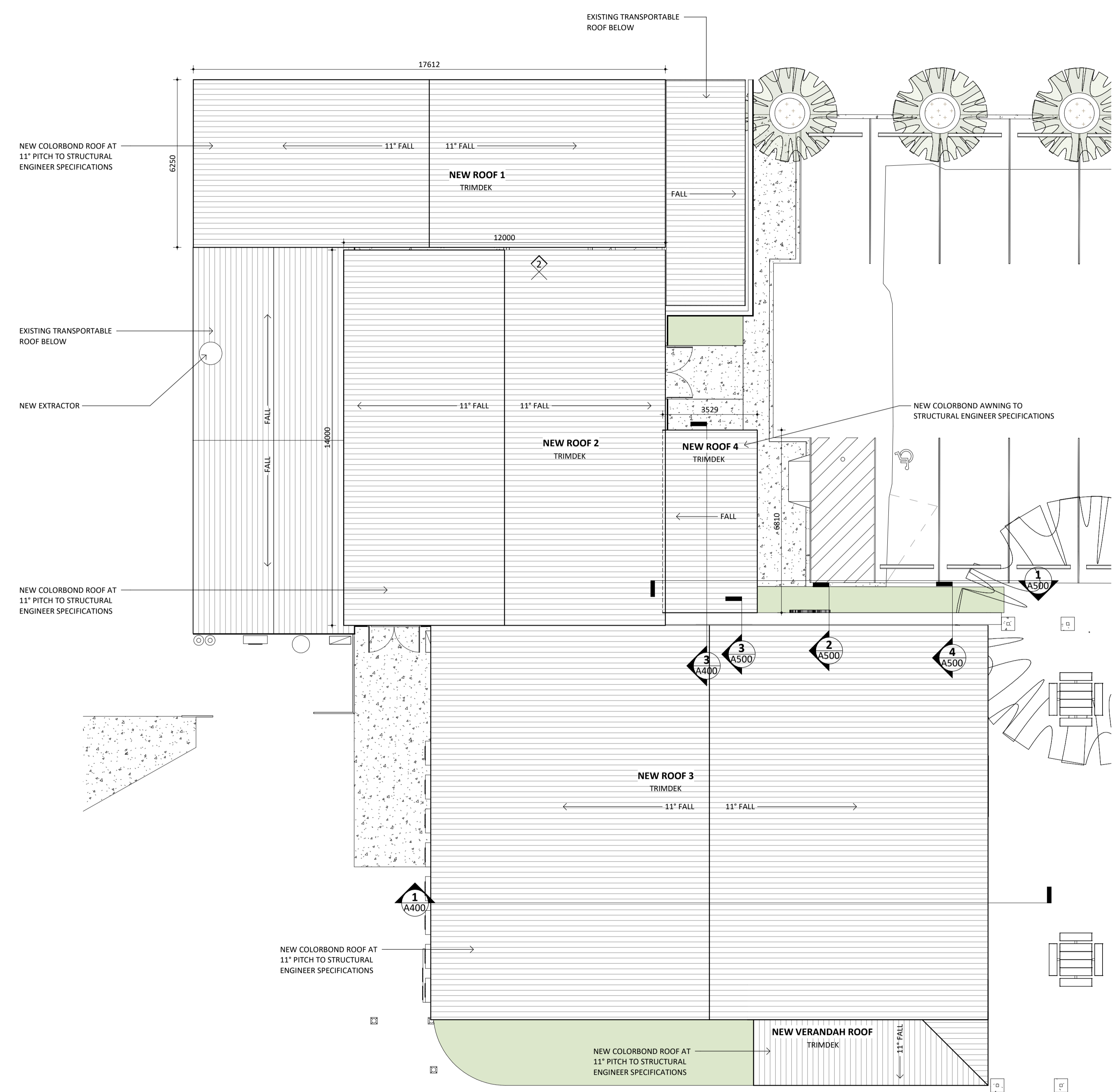




- GENERAL NOTES**
1. THIS DRAWING SHALL BE READ IN CONJUNCTION WITH ALL OTHER DRAWINGS, CONTRACT DOCUMENTS, SPECIFICATIONS, APPLICABLE STANDARDS AND EQUIPMENT SCHEDULES
  2. DO NOT SCALE OFF THIS DRAWING. USE FIGURED DIMENSIONS ONLY.
  3. INFORM THE ARCHITECT OF ANY CONFLICT BETWEEN THE SITE CONDITIONS AND DOCUMENTS
  4. ALL DIMENSIONS ARE IN MILLIMETRES (mm) UNLESS NOTED OTHERWISE
  5. THE CONTRACTOR SHALL VERIFY ALL DIMENSIONS ON SITE PRIOR TO COMMENCING WORK

- Detail Number — 100 SECTION TAG - HEAD  
 Page Number — 1000 SECTION TAG - TAIL  
 Detail Number — 1000 ELEVATION TAG  
 Page Number — 10000 ELEVATION TAG  
 Detail Number — 10000 INTERNAL ELEVATION TAG  
 Detail Number — 100000 CALLOUT TAG  
 Page Number — 100000 CALLOUT TAG  
 Extent of Callout — 1

- ABBREVIATIONS**
- AC AIR CONDITIONER CONDENSOR UNIT
  - BK BARRIER KERB
  - BOF BALCONY OVER FLOW
  - CH COAT HOOK
  - CJ CONTROL JOINT
  - COL STEEL COLUMN - REFER TO S.E. DRAWINGS
  - CP COLUMN PROTECTION
  - CT COOKTOP
  - DPP DOWN PIPE PROTECTION
  - DS DOOR STOP
  - FCU FAN COIL UNIT - REFER TO MECH. DRAWINGS
  - FD FLOOR DRAIN
  - FEX FIRE EXTINGUISHER
  - FHR FIRE HOSE REEL - REFER TO HYD. DRAWINGS
  - FFL FINISHED FLOOR LEVEL
  - FK FLUSH KERB
  - FR FRIDGE RECESS
  - FS FIXED SHELF
  - FW FLOOR WASTE
  - HB HAND BASIN
  - HWU HOT WATER UNIT - REFER TO HYD. DRAWINGS
  - HYD FIRE HYDRANT
  - LT LAUNDRY TROUGH
  - MV MICROWAVE RECESS
  - OG OBSCURED GLAZING
  - PC POWDER COATED
  - RE RIDGING EYE
  - RH RANGEHOOD
  - RS RETICULATION SLEEVE
  - RWP RAIN WATER PIPE
  - SD SETDOWN IN CONCRETE SLAB FOR FINISHES
  - S/D SLIDING DOOR/STACKERS
  - SLL STRUCTURAL SLAB LEVEL
  - SS STAINLESS STEEL SINK
  - TAC TACTILE INDICATORS
  - TR TONNEL RAIL
  - TRH TOILET ROLL HOLDER
  - TOC TOP OF CONCRETE
  - TGG TOP OF GRATE
  - TORS TOP OF ROOF SHEETING
  - TOW TOP OF WALL
  - TVA TV AREA
  - UBO UNDERBENCH OVEN
  - VB VANITY BASIN
  - WC WATER CLOSET



1 Roof Plan  
 A300 1 : 100

B	For Tender	08/06/18
A	For Comment	06/06/18
REV	DESCRIPTION	DATE

**WHITEHAUS**  
 architecture | interior design | drafting

995 Hay Street PERTH 6000 | (08) 9226 3236  
 admin@whitehaus.com.au | ABN: 66 159 398 428

PROJECT:  
**Onslow Sports Centre**  
 47 Third Ave, Onslow WA  
 6710

DRAWING TITLE:  
**Roof Plan**

PROJECT No. 18073	DRAWN: JM
DATE: 05/18	APPROVED: CW
SCALE @ A1: 1 : 100	DRAWING No. A110 REV B

**WHITEHAUS**  
 THE COPYRIGHT OF THIS DRAWING ALONG WITH ANY OTHER DOCUMENTS PREPARED BY WHITEHAUS PTY LTD REMAINS THE PROPERTY OF WHITEHAUS PTY LTD. WHITEHAUS PTY LTD GRANTS LICENSE FOR THE USE OF THIS DOCUMENT FOR THE PURPOSE FOR WHICH THEY ARE INTENDED. ONLY THE LICENSEE IS NOT TRANSFERABLE WITHOUT THE WRITTEN PERMISSION FROM WHITEHAUS PTY LTD.



- NOTES**
- THIS DRAWING FOR SETOUT PURPOSES ONLY, REFER TO ELECTRICAL DRAWINGS FOR FURTHER INFORMATION.
  - REFER TO ELECTRICAL DRAWINGS FOR LIGHT FITTING SELECTIONS.

- GENERAL NOTES**
- THIS DRAWING SHALL BE READ IN CONJUNCTION WITH ALL OTHER DRAWINGS, CONTRACT DOCUMENTS, SPECIFICATIONS, APPLICABLE STANDARDS AND EQUIPMENT SCHEDULES.
  - DO NOT SCALE OFF THIS DRAWING. USE FIGURED DIMENSIONS ONLY.
  - INFORM THE ARCHITECT OF ANY CONFLICT BETWEEN THE SITE CONDITIONS AND DOCUMENTS.
  - ALL DIMENSIONS ARE IN MILLIMETRES (mm) UNLESS NOTED OTHERWISE.
  - THE CONTRACTOR SHALL VERIFY ALL DIMENSIONS ON SITE PRIOR TO COMMENCING WORK.

- Detail Number — 100 SECTION TAG - HEAD  
 Page Number — 1000 SECTION TAG - TAIL  
 Detail Number — 1001 ELEVATION TAG  
 Page Number — 1000 ELEVATION TAG  
 Detail Number — 1002 INTERNAL ELEVATION TAG  
 Page Number — 1000 INTERNAL ELEVATION TAG  
 Detail Number — 1003 CALLOUT TAG  
 Page Number — 1000 CALLOUT TAG  
 Extent of Callout — 1

- ABBREVIATIONS**
- AC AIR CONDITIONER CONDENSOR UNIT
  - BK BARRIER KERB
  - BOF BALCONY OVER FLOW
  - CH COAT HOOK
  - CJ CONTROL JOINT
  - COL STEEL COLUMN - REFER TO S.E. DRAWINGS
  - CP COLUMN PROTECTION
  - CT COOKTOP
  - DPP DOWN PIPE PROTECTION
  - DS DOOR STOP
  - FCU FAN COIL UNIT - REFER TO MECH. DRAWINGS
  - FD FLOOR DRAIN
  - FEX FIRE EXTINGUISHER
  - FHR FIRE HOSE REEL - REFER TO HYD. DRAWINGS
  - FFL FINISHED FLOOR LEVEL
  - FK FLUSH KERB
  - FR FRIDGE RECESS
  - FS FIXED SHELF
  - FW FLOOR WASTE
  - HB HAND BASIN
  - HWU HOT WATER UNIT - REFER TO HYD. DRAWINGS
  - HYD FIRE HYDRANT
  - LT LAUNDRY TROUGH
  - MV MICROWAVE RECESS
  - OG OBTAINED GLAZING
  - PC POWDER COATED
  - RE RISSING EYE
  - RH RANGEHOOD
  - RS RETICULATION SLEEVE
  - RWP RAIN WATER PIPE
  - SD SETDOWN IN CONCRETE SLAB FOR FINISHES
  - S/D SLIDING DOOR/STACKERS
  - SLL STRUCTURAL SLAB LEVEL
  - SS STAINLESS STEEL SINK
  - TAC TACTILE INDICATORS
  - TR TONNEL RAIL
  - TRH TOILET ROLL HOLDER
  - TOC TOP OF CONCRETE
  - TGG TOP OF GRATE
  - TORS TOP OF ROOF SHEETING
  - TOW TOP OF WALL
  - TVA TV AREA
  - UBO UNDERBENCH OVEN
  - VB VANITY BASIN
  - WC WATER CLOSET



REV	DESCRIPTION	DATE
B	For Tender	08/06/18
A	For Comment	06/06/18

**WHITEHAUS**  
 architecture | interior design | drafting  
 995 Hay Street PERTH 6000 | (08) 9226 3236  
 admin@whitehaus.com.au | ABN: 66 159 398 428

PROJECT:  
**Onslow Sports Centre**  
 47 Third Ave, Onslow WA  
 6710

DRAWING TITLE:  
**Ceiling Plans -  
 Clubhouse**

PROJECT No. 18073	DRAWN: JM
DATE: 05/18	APPROVED: CW
SCALE @ A1: 1 : 50	DRAWING No. A200 REV B

**WHITEHAUS**  
 THE COPYRIGHT OF THIS DRAWING, ALONG WITH ANY OTHER DOCUMENTS PREPARED BY WHITEHAUS PTY LTD REMAINS THE PROPERTY OF WHITEHAUS PTY LTD. WHITEHAUS PTY LTD GRANTS LICENSE FOR THE USE OF THIS DOCUMENT FOR THE PURPOSE FOR WHICH THEY ARE INTENDED. ONLY THE LICENSEE IS NOT TRANSFERABLE WITHOUT THE WRITTEN PERMISSION FROM WHITEHAUS PTY LTD.

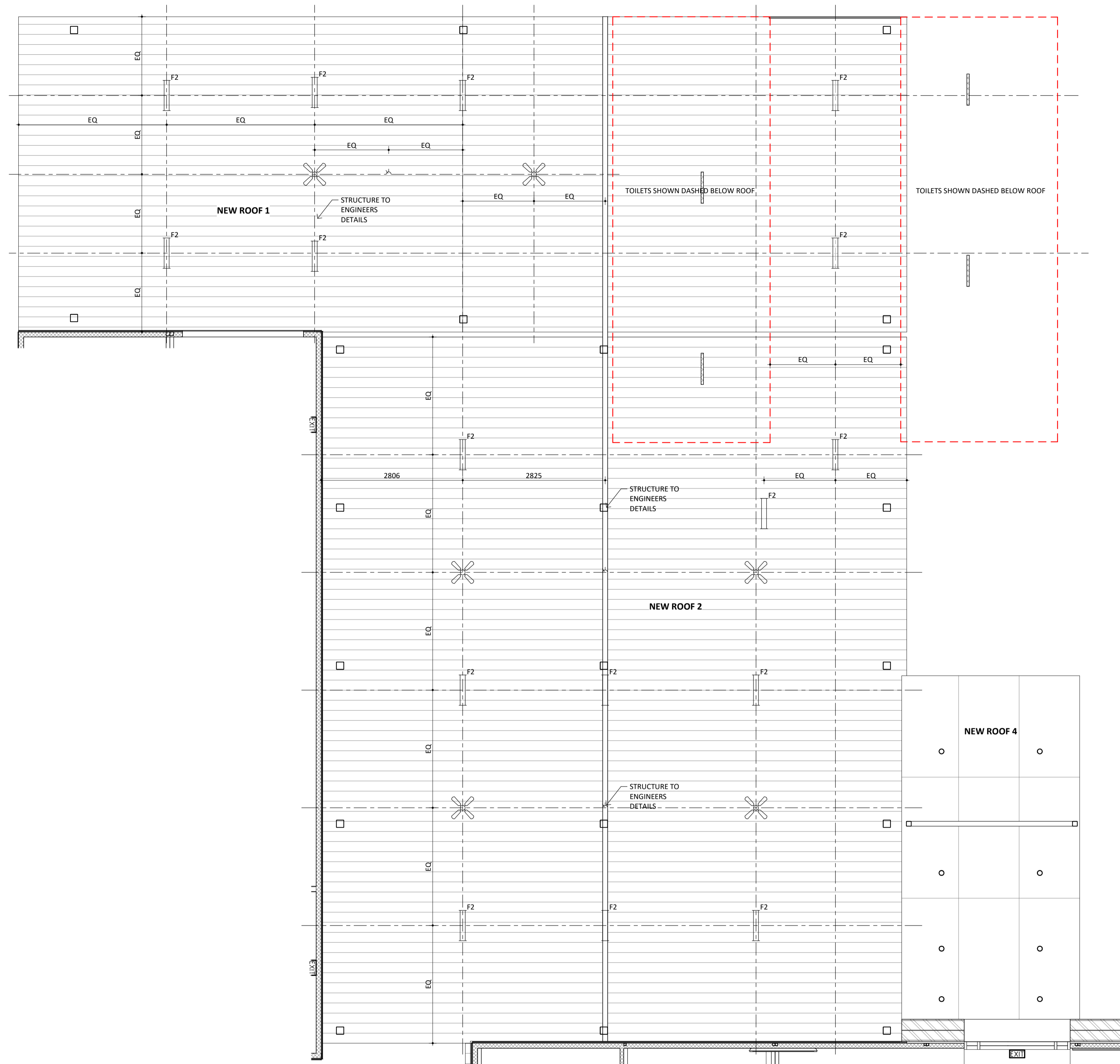


- NOTES**
- THIS DRAWING FOR SETOUT PURPOSES ONLY, REFER TO ELECTRICAL DRAWINGS FOR FURTHER INFORMATION.
  - REFER TO ELECTRICAL DRAWINGS FOR LIGHT FITTING SELECTIONS.

- GENERAL NOTES**
- THIS DRAWING SHALL BE READ IN CONJUNCTION WITH ALL OTHER DRAWINGS, CONTRACT DOCUMENTS, SPECIFICATIONS, APPLICABLE STANDARDS AND EQUIPMENT SCHEDULES.
  - DO NOT SCALE OFF THIS DRAWING. USE FIGURED DIMENSIONS ONLY.
  - INFORM THE ARCHITECT OF ANY CONFLICT BETWEEN THE SITE CONDITIONS AND DOCUMENTS.
  - ALL DIMENSIONS ARE IN MILLIMETRES (mm) UNLESS NOTED OTHERWISE.
  - THE CONTRACTOR SHALL VERIFY ALL DIMENSIONS ON SITE PRIOR TO COMMENCING WORK.

- Detail Number — Page Number — SECTION TAG - HEAD
- Detail Number — Page Number — SECTION TAG - TAIL
- Detail Number — Page Number — ELEVATION TAG
- Detail Number — Page Number — INTERNAL ELEVATION TAG
- Detail Number — Page Number — CALLOUT TAG
- Extent of Callout

- ABBREVIATIONS**
- AC AIR CONDITIONER CONDENSOR UNIT
  - BK BARRIER KERB
  - BOF BALCONY OVER FLOW
  - CH COAT HOOK
  - CJ CONTROL JOINT
  - COL STEEL COLUMN - REFER TO S.E. DRAWINGS
  - CP COLUMN PROTECTION
  - CT COOKTOP
  - DPP DOWN PIPE PROTECTION
  - DS DOOR STOP
  - FCU FAN COIL UNIT - REFER TO MECH. DRAWINGS
  - FD FLOOR DRAIN
  - FEX FIRE EXTINGUISHER
  - FHR FIRE HOSE REEL - REFER TO HYD. DRAWINGS
  - FFL FINISHED FLOOR LEVEL
  - FK FLUSH KERB
  - FR FRIDGE RECESS
  - FS FIXED SHELF
  - FW FLOOR WASTE
  - HB HAND BASIN
  - HWU HOT WATER UNIT - REFER TO HYD. DRAWINGS
  - HYD FIRE HYDRANT
  - LT LAUNDRY TROUGH
  - MV MICROWAVE RECESS
  - OG OBSCURED GLAZING
  - PC POWDER COATED
  - RE RISING EYE
  - RH RANGEHOOD
  - RS RETICULATION SLEEVE
  - RWP RAIN WATER PIPE
  - SD SETDOWN IN CONCRETE SLAB FOR FINISHES
  - S/D SLIDING DOOR/STACKERS
  - SLL STRUCTURAL SLAB LEVEL
  - SS STAINLESS STEEL SINK
  - TAC TACTILE INDICATORS
  - TR TONNEL RAIL
  - TRH TOILET ROLL HOLDER
  - TOC TOP OF CONCRETE
  - TGG TOP OF GRATE
  - TORS TOP OF ROOF SHEETING
  - TOW TOP OF WALL
  - TVA TV AREA
  - UBO UNDERBENCH OVEN
  - VB VANITY BASIN
  - WC WATER CLOSET



REV	DESCRIPTION	DATE
B	For Tender	08/06/18
A	For Comment	06/06/18

**WHITEHAUS**  
 architecture | interior design | drafting  
 995 Hay Street PERTH 6000 | (08) 9226 3236  
 admin@whitehaus.com.au | ABN: 66 159 398 428



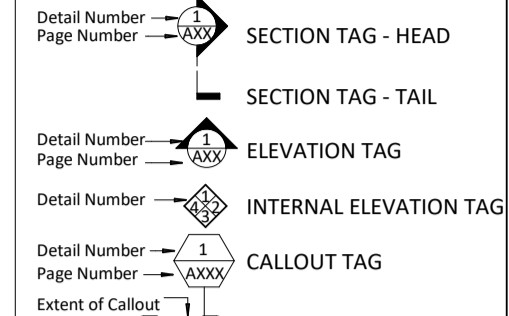
**PROJECT:**  
 Onslow Sports Centre  
 47 Third Ave, Onslow WA 6710

**DRAWING TITLE:**  
 Ceiling Plans - Alfresco Structure

PROJECT No. 18073	DRAWN: JM
DATE: 05/18	APPROVED: CW
SCALE @ A1: 1 : 50	DRAWING No. A201
	REV B

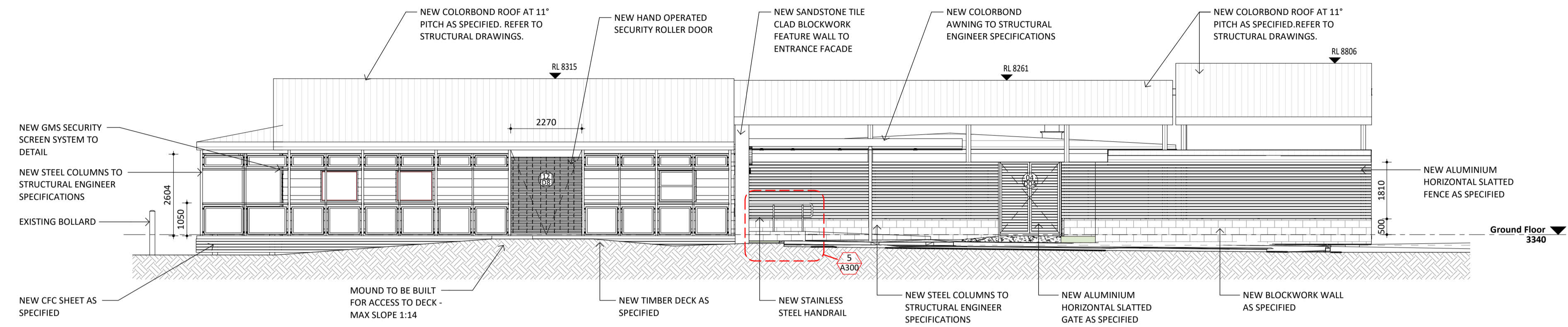
**WHITEHAUS**  
 THE COPYRIGHT OF THIS DRAWING ALONG WITH ANY OTHER DOCUMENTS PREPARED BY WHITEHAUS PTY LTD REMAINS THE PROPERTY OF WHITEHAUS PTY LTD. WHITEHAUS PTY LTD GRANTS LICENSE FOR THE USE OF THIS DOCUMENT FOR THE PURPOSE FOR WHICH THEY ARE INTENDED. ONLY THE LICENSE IS NOT TRANSFERABLE WITHOUT THE WRITTEN PERMISSION FROM WHITEHAUS PTY LTD.

- GENERAL NOTES**
1. THIS DRAWING SHALL BE READ IN CONJUNCTION WITH ALL OTHER DRAWINGS, CONTRACT DOCUMENTS, SPECIFICATIONS, APPLICABLE STANDARDS AND EQUIPMENT SCHEDULES.
  2. DO NOT SCALE OFF THIS DRAWING. USE FIGURED DIMENSIONS ONLY.
  3. INFORM THE ARCHITECT OF ANY CONFLICT BETWEEN THE SITE CONDITIONS AND DOCUMENTS.
  4. ALL DIMENSIONS ARE IN MILLIMETRES (mm) UNLESS NOTED OTHERWISE.
  5. THE CONTRACTOR SHALL VERIFY ALL DIMENSIONS ON SITE PRIOR TO COMMENCING WORK.

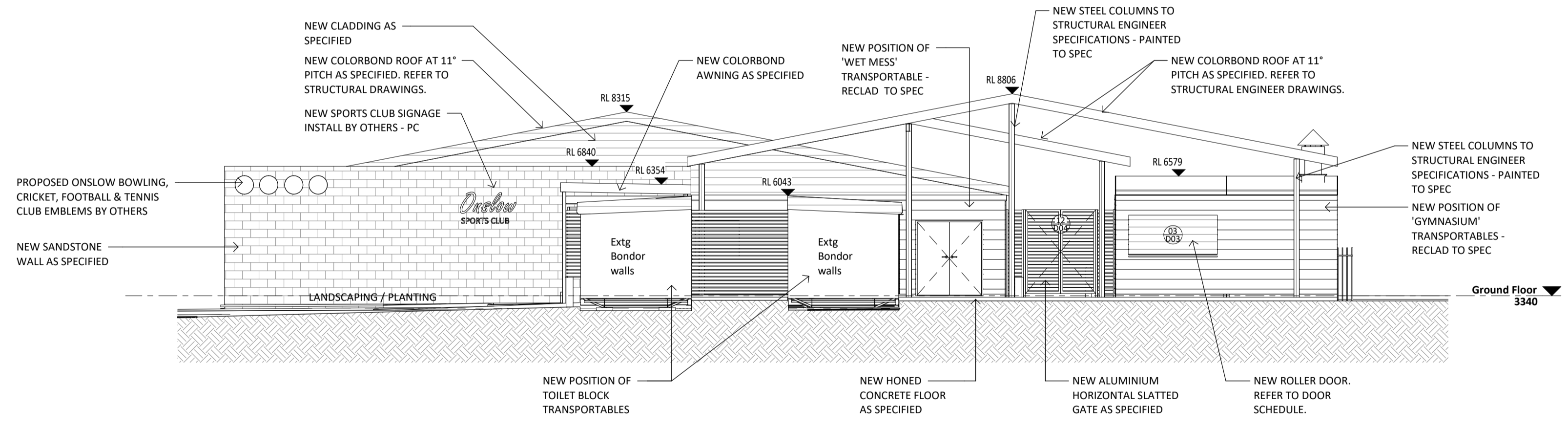


**ABBREVIATIONS**

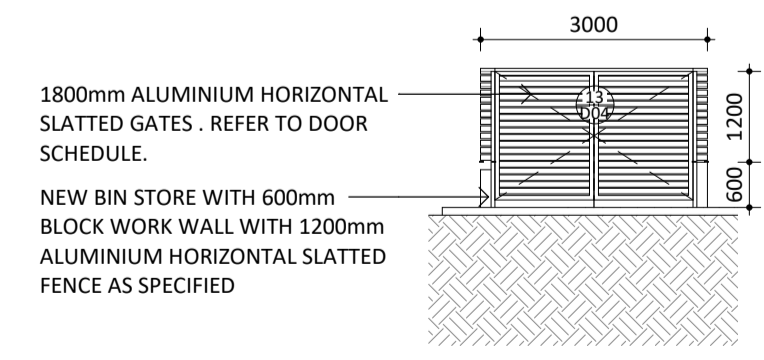
AC	AIR CONDITIONER CONDENSOR UNIT
BK	BARrier KERB
BOF	BALCONY OVER FLOW
CH	COAT HOOK
CJ	CONTROL JOINT
COL	STEEL COLUMN - REFER TO S.E. DRAWINGS
CP	COLUMN PROTECTION
CT	COOKTOP
DPP	DOWN PIPE PROTECTION
DS	DOOR STOP
FCU	FAN COIL UNIT - REFER TO MECH. DRAWINGS
FD	FLOOR DRAIN
FEX	FIRE EXTINGUISHER
FHR	FIRE HOSE REEL - REFER TO HYD. DRAWINGS
FFL	FINISHED FLOOR LEVEL
FK	FLUSH KERB
FR	FRIDGE RECESS
FS	FIXED SHELF
FW	FLOOR WASTE
HB	HAND BASIN
HWU	HOT WATER UNIT - REFER TO HYD. DRAWINGS
HYD	FIRE HYDRANT
LT	LAUNDRY TROUGH
MV	MICROWAVE RECESS
OG	OBSCURED GLAZING
PC	POWDER COATED
RE	RODDING EYE
RH	RANGEHOOD
RS	RETICULATION SLEEVE
RWP	RAIN WATER PIPE
SD	SETDOWN IN CONCRETE SLAB FOR FINISHES
S/D	SLIDING DOORS/STACKERS
SLL	STRUCTURAL SLAB LEVEL
SS	STAINLESS STEEL SINK
TAC	TACTILE INDICATORS
TR	TOWEL RAIL
TRH	TOILET ROLL HOLDER
TOC	TOP OF CONCRETE
TOG	TOP OF GRATE
TORS	TOP OF ROOF SHEETING
TOW	TOP OF WALL
TVA	TV ARIAL
UBO	UNDERBENCH OVEN
VB	VANITY BASIN
WC	WATER CLOSET



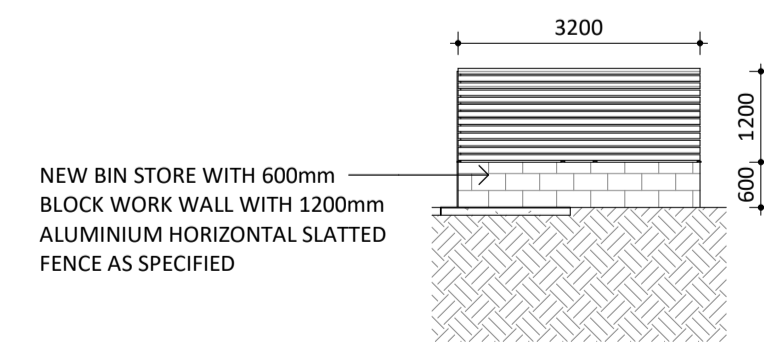
**1 Site Elevation 1**  
A002 1:100



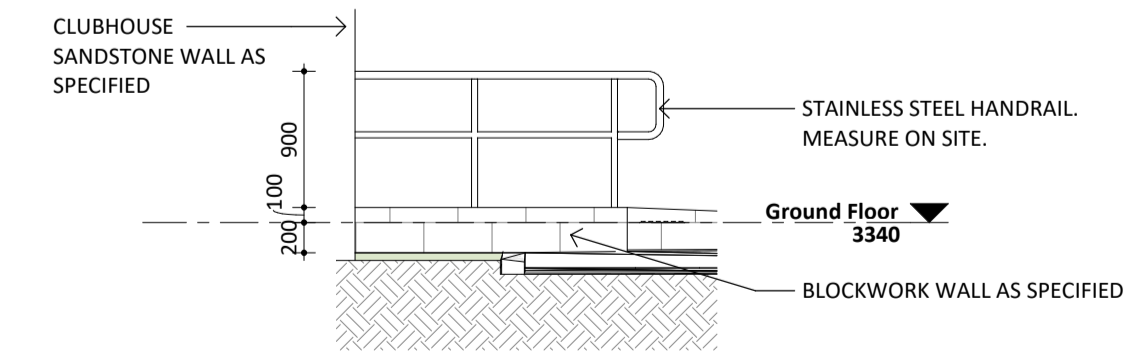
**2 Site Elevation 2**  
A002 1:100



**3 Bin Store Elevation 1**  
A002 1:100



**4 Bin Store Elevation 2**  
A002 1:100



**5 Entry Handrail Detail**  
A300 1:50

REV	DESCRIPTION	DATE
C	For Tender	11/06/18
B	For Tender	08/06/18
A	For Comment	06/06/18

**WHITEHAUS**  
architecture | interior design | drafting  
995 Hay Street PERTH 6000 | (08) 9226 3236  
admin@whitehaus.com.au | ABN: 66 159 398 428

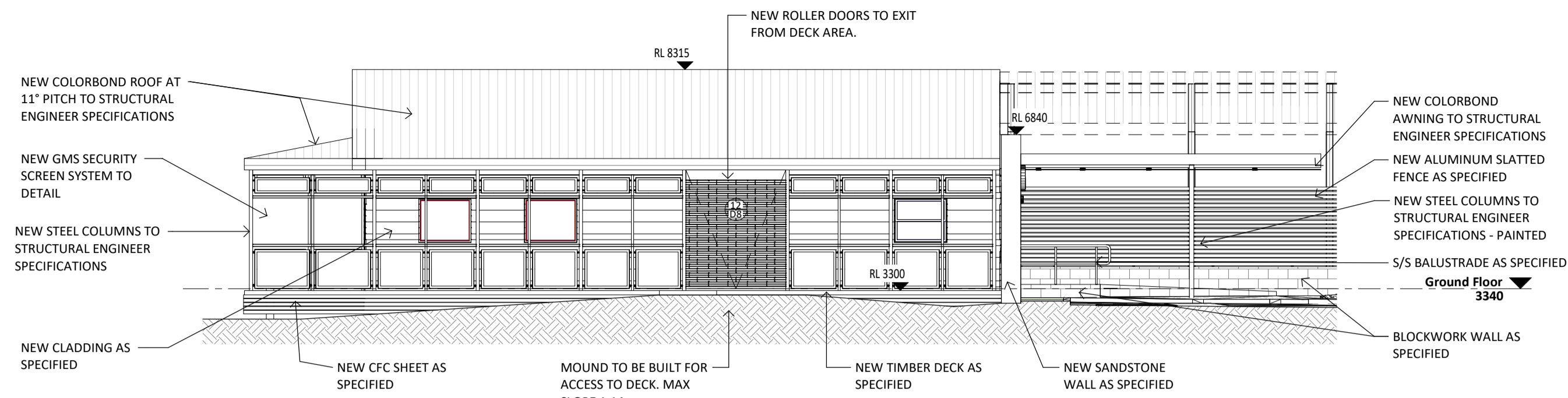


PROJECT:  
**Onslow Sports Centre**  
47 Third Ave, Onslow WA 6710

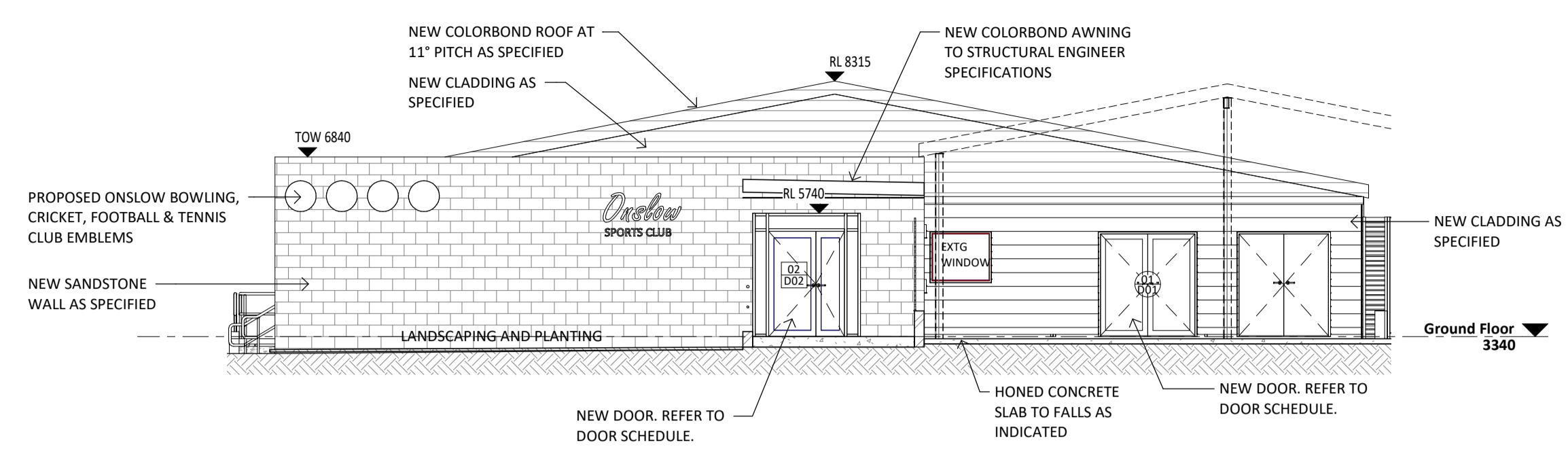
DRAWING TITLE:  
**Site Elevations**

PROJECT No. 18073	DRAWN: JM
DATE: 05/18	APPROVED: CW
SCALE @ A1: As indicated	DRAWING No. A300 REV C

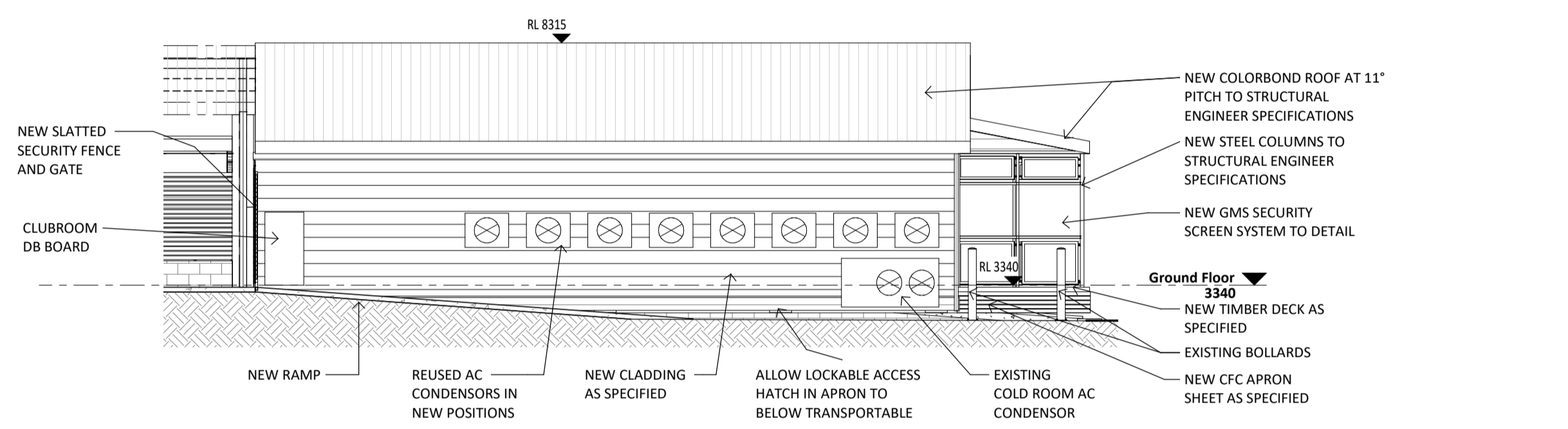
**WHITEHAUS**  
THE COPYRIGHT OF THIS DRAWING ALONG WITH ANY OTHER DOCUMENTS PREPARED BY WHITEHAUS PTY LTD REMAINS THE PROPERTY OF WHITEHAUS PTY LTD. WHITEHAUS PTY LTD GRANTS LICENSE FOR THE USE OF THIS DOCUMENT FOR THE PURPOSE FOR WHICH THEY ARE INTENDED ONLY. THE LICENSE IS NOT TRANSFERABLE WITHOUT THE WRITTEN PERMISSION FROM WHITEHAUS PTY LTD.



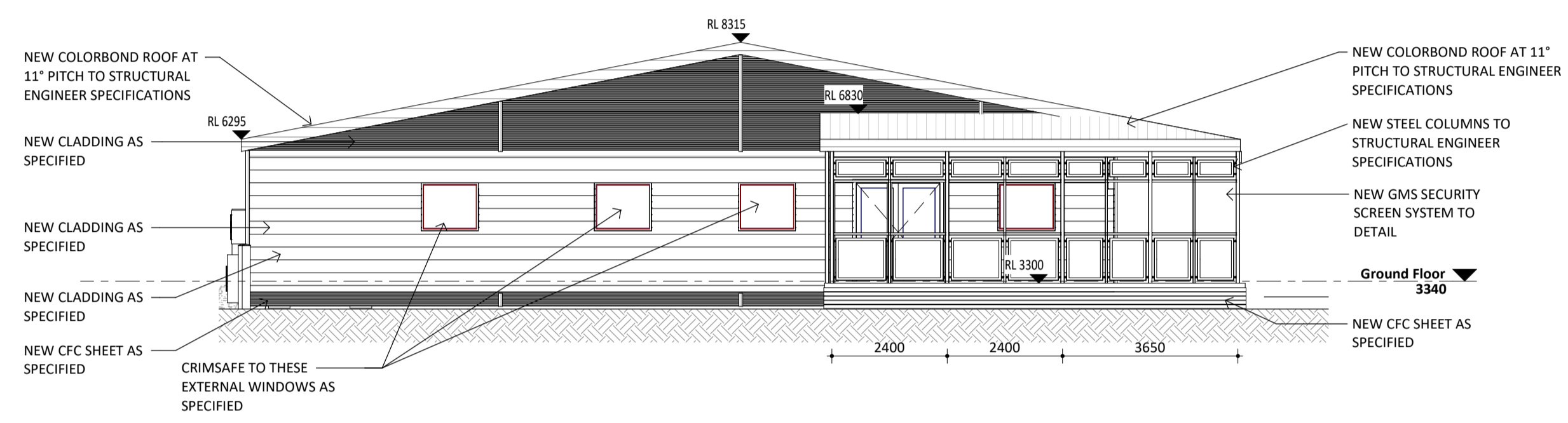
1 Clubhouse - East Elevation  
A002 1:100



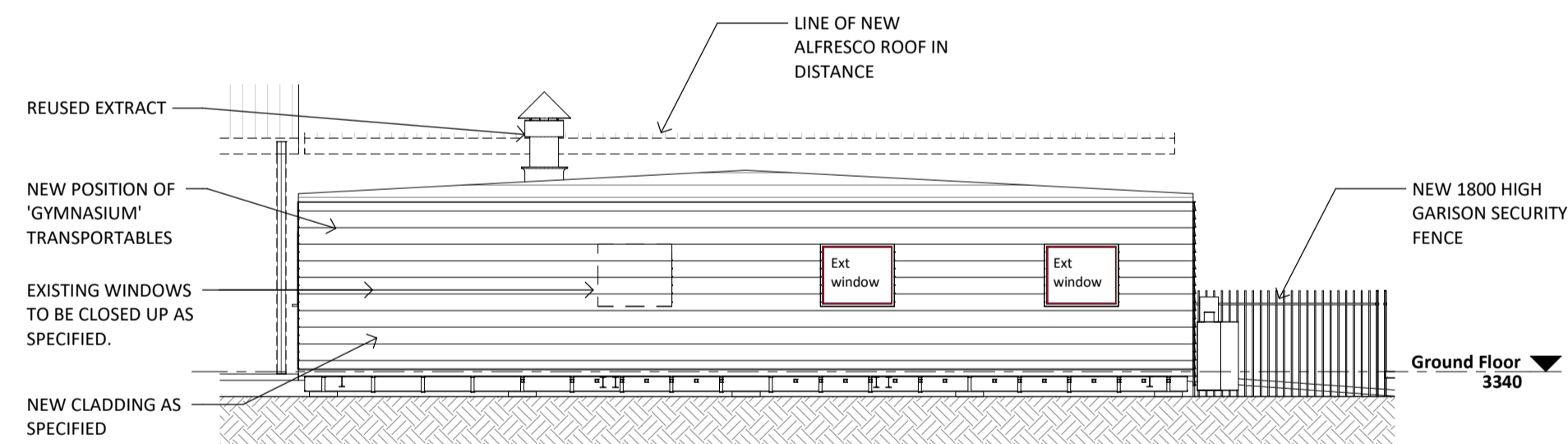
2 Clubhouse - North Elevation (Main Entrance)  
A002 1:100



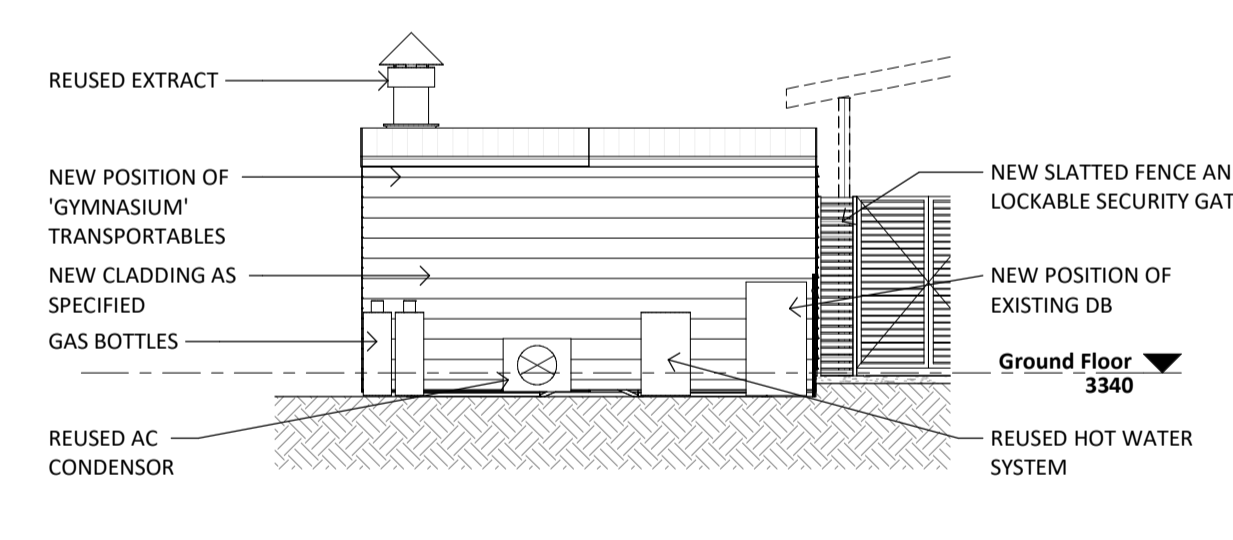
4 Clubhouse - West Elevation (From Cricket Nets)  
A002 1:100



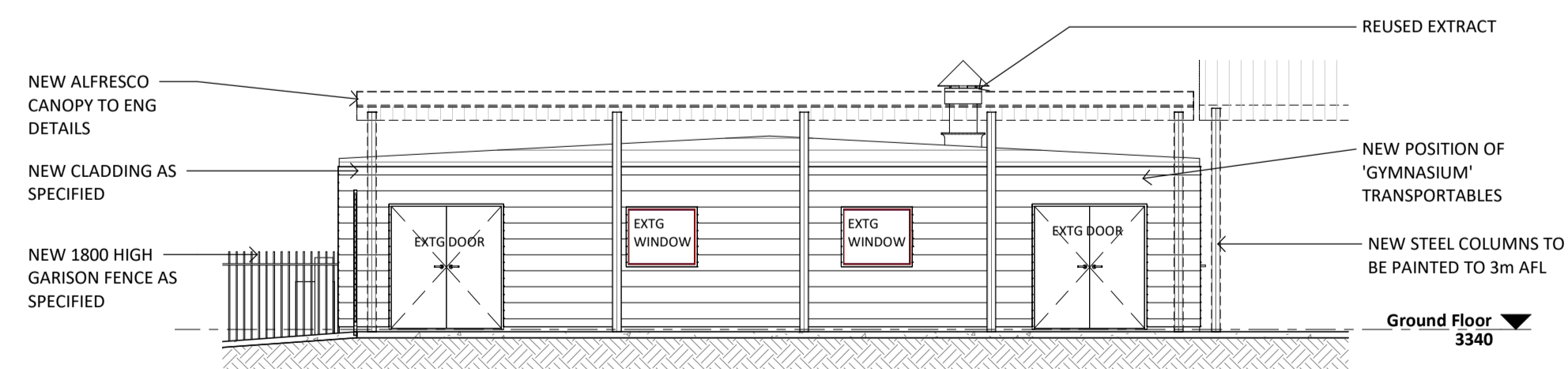
3 Clubhouse - South Elevation (From Football Pitch)  
A002 1:100



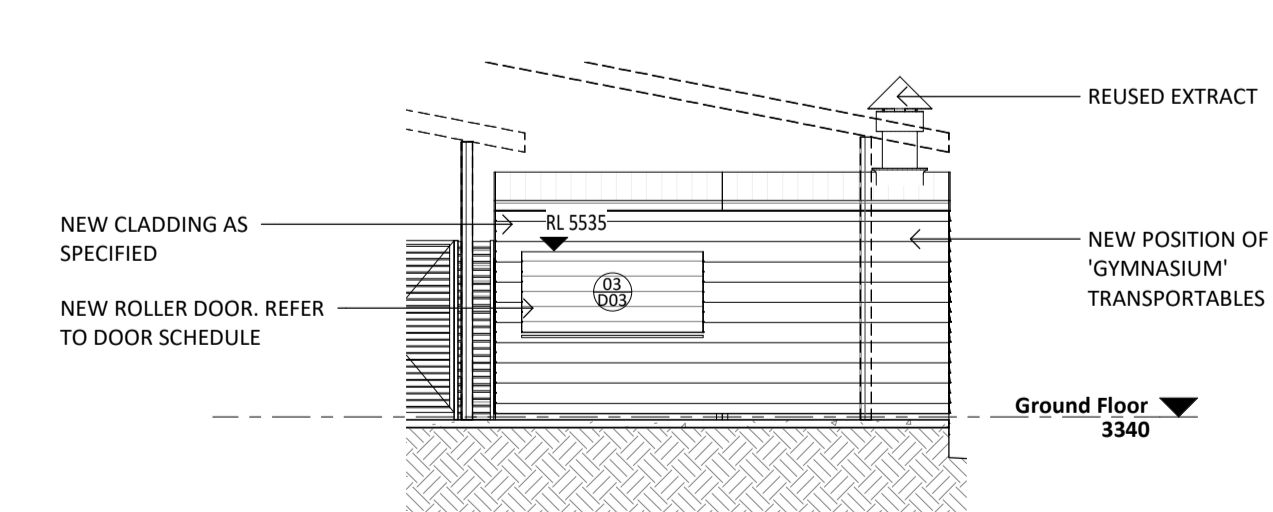
5 Kitchen - East Elevation (From Bowling Green)  
A002 1:100



6 Kitchen - North Elevation (From Cricket Nets)  
A002 1:100



7 Kitchen - West Elevation (From Alfresco)  
A002 1:100



8 Kitchen - South Elevation (From Alfresco)  
A002 1:100

- GENERAL NOTES**
1. THIS DRAWING SHALL BE READ IN CONJUNCTION WITH ALL OTHER DRAWINGS, CONTRACT DOCUMENTS, SPECIFICATIONS, APPLICABLE STANDARDS AND EQUIPMENT SCHEDULES.
  2. DO NOT SCALE OFF THIS DRAWING. USE FIGURED DIMENSIONS ONLY.
  3. INFORM THE ARCHITECT OF ANY CONFLICT BETWEEN THE SITE CONDITIONS AND DOCUMENTS.
  4. ALL DIMENSIONS ARE IN MILLIMETRES (mm) UNLESS NOTED OTHERWISE.
  5. THE CONTRACTOR SHALL VERIFY ALL DIMENSIONS ON SITE PRIOR TO COMMENCING WORK.

- Detail Number: SECTION TAG - HEAD  
Page Number: SECTION TAG - TAIL  
Detail Number: ELEVATION TAG  
Page Number: INTERNAL ELEVATION TAG  
Detail Number: CALLOUT TAG  
Page Number: CALLOUT TAG  
Extent of Callout: 1

- ABBREVIATIONS**
- AC AIR CONDITIONER CONDENSOR UNIT
  - BK BARRIER KERB
  - BOF BALCONY OVER FLOW
  - CH COAT HOOK
  - CJ CONTROL JOINT
  - COL STEEL COLUMN - REFER TO S.E. DRAWINGS
  - CP COLUMN PROTECTION
  - CT COOKTOP
  - DPP DOWN PIPE PROTECTION
  - DS DOOR STOP
  - FCU FAN COIL UNIT - REFER TO MECH. DRAWINGS
  - FD FLOOR DRAIN
  - FEX FIRE EXTINGUISHER
  - FHR FIRE HOSE REEL - REFER TO HYD. DRAWINGS
  - FFL FINISHED FLOOR LEVEL
  - FK FLUSH KERB
  - FR FRIDGE RECESS
  - FS FIXED SHELF
  - FW FLOOR WASTE
  - HB HAND BASIN
  - HBU HOT WATER UNIT - REFER TO HYD. DRAWINGS
  - HYD FIRE HYDRANT
  - LT LAUNDRY TROUGH
  - MV MICROWAVE RECESS
  - OG OBLISCURED GLAZING
  - PC POWDER COATED
  - RE RIDDING EYE
  - RH RANGEHOOD
  - RS RETICULATION SLEEVE
  - RWP RAIN WATER PIPE
  - SD SETDOWN IN CONCRETE SLAB FOR FINISHES
  - S/D SLIDING DOOR/STACKERS
  - SLL STRUCTURAL SLAB LEVEL
  - SS STAINLESS STEEL SINK
  - TAC TACTILE INDICATORS
  - TR TOWEL RAIL
  - TRH TOILET ROLL HOLDER
  - TOC TOP OF CONCRETE
  - TGG TOP OF GRADE
  - TORS TOP OF ROOF SHEETING
  - TOW TOP OF WALL
  - TVA TV AREA
  - UBO UNDERBENCH OVEN
  - VB VANITY BASIN
  - WC WATER CLOSET

B	For Tender	08/06/18
A	For Comment	06/06/18

**WHITEHAUS**  
architecture | interior design | drafting  
995 Hay Street PERTH 6000 | (08) 9226 3236  
admin@whitehaus.com.au | ABN: 66 159 398 428



**PROJECT:**  
Onslow Sports Centre  
47 Third Ave, Onslow WA 6710

**DRAWING TITLE:**  
Building Elevations

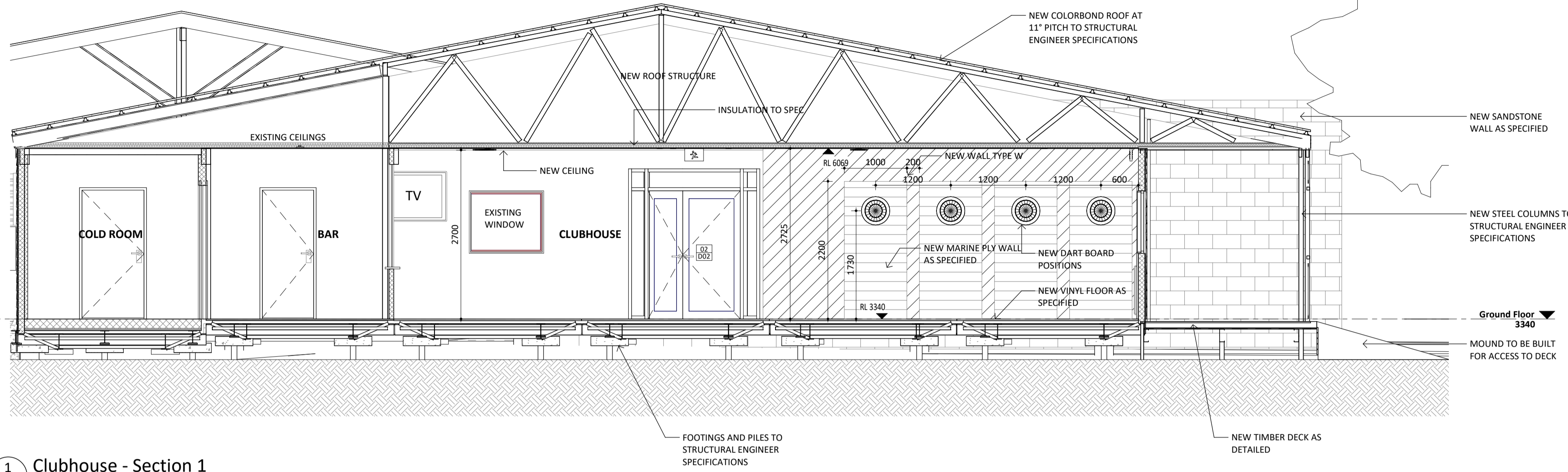
PROJECT No. 18073	DRAWN: JM
DATE: 05/18	APPROVED: CW
SCALE @ A1: 1:100	DRAWING No. A301 REV B

**WHITEHAUS**  
THE COPYRIGHT OF THIS DRAWING ALONG WITH ANY OTHER DOCUMENTS PREPARED BY WHITEHAUS PTY LTD REMAINS THE PROPERTY OF WHITEHAUS PTY LTD. WHITEHAUS PTY LTD GRANTS LICENSE FOR THE USE OF THIS DOCUMENT FOR THE PURPOSE FOR WHICH THEY ARE INTENDED ONLY. THE LICENSE IS NOT TRANSFERABLE WITHOUT THE WRITTEN PERMISSION FROM WHITEHAUS PTY LTD.

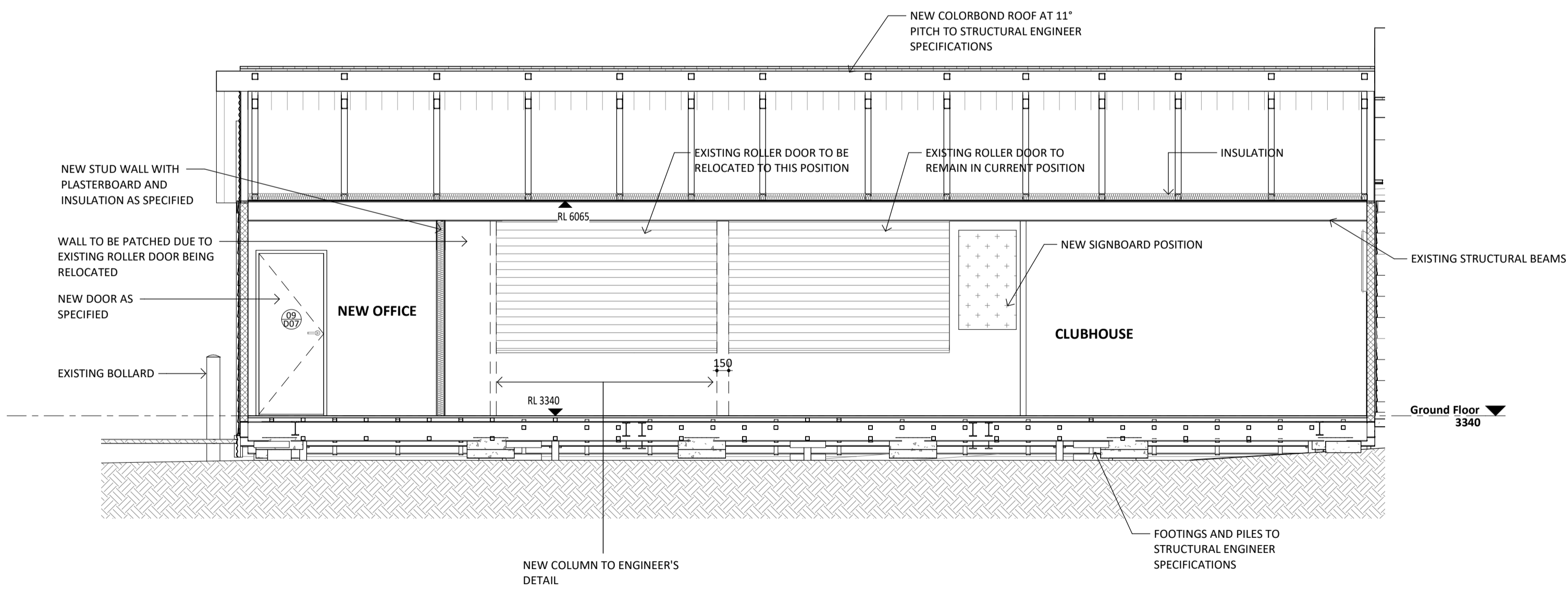
- GENERAL NOTES**
- THIS DRAWING SHALL BE READ IN CONJUNCTION WITH ALL OTHER DRAWINGS, CONTRACT DOCUMENTS, SPECIFICATIONS, APPLICABLE STANDARDS AND EQUIPMENT SCHEDULES
  - DO NOT SCALE OFF THIS DRAWING. USE FIGURED DIMENSIONS ONLY.
  - INFORM THE ARCHITECT OF ANY CONFLICT BETWEEN THE SITE CONDITIONS AND DOCUMENTS
  - ALL DIMENSIONS ARE IN MILLIMETRES (mm) UNLESS NOTED OTHERWISE
  - THE CONTRACTOR SHALL VERIFY ALL DIMENSIONS ON SITE PRIOR TO COMMENCING WORK

- Detail Number — 1000 SECTION TAG - HEAD  
Page Number — 1000 SECTION TAG - TAIL  
Detail Number — 1000 ELEVATION TAG  
Page Number — 1000 INTERNAL ELEVATION TAG  
Detail Number — 1000 CALLOUT TAG  
Page Number — 1000 CALLOUT TAG  
Extent of Callout

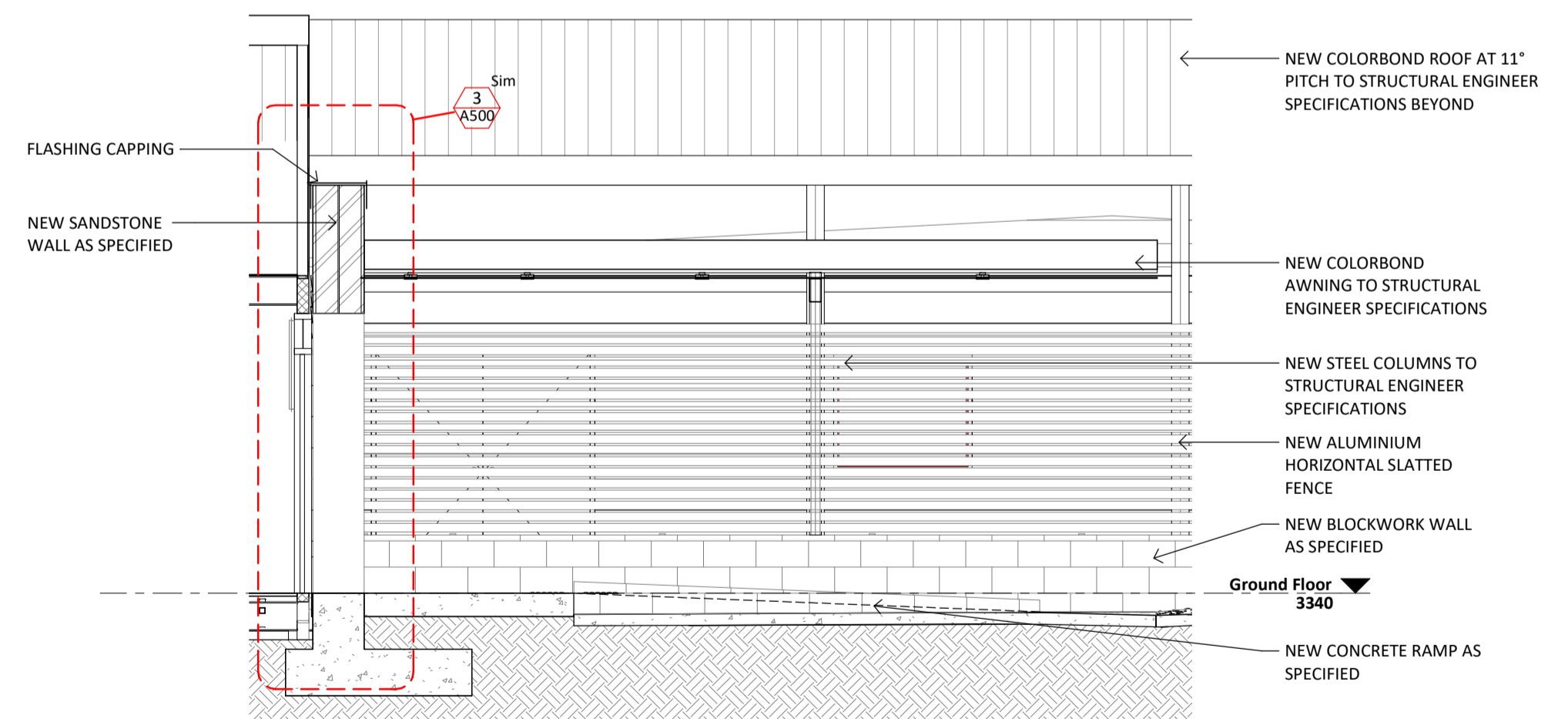
- ABBREVIATIONS**
- AC AIR CONDITIONER CONDENSOR UNIT
  - BK BARRIER KERB
  - BOF BALCONY OVER FLOW
  - CH COAT HOOK
  - CJ CONTROL JOINT
  - COL STEEL COLUMN - REFER TO S.E. DRAWINGS
  - CP COLUMN PROTECTION
  - CT COOKTOP
  - DPP DOWN PIPE PROTECTION
  - DS DOOR STOP
  - FCU FAN COIL UNIT - REFER TO MECH. DRAWINGS
  - FD FLOOR DRAIN
  - FEX FIRE EXTINGUISHER
  - FHR FIRE HOSE REEL - REFER TO HYD. DRAWINGS
  - FFL FINISHED FLOOR LEVEL
  - FK FLUSH KERB
  - FR FRIDGE RECESS
  - FS FIXED SHELF
  - FW FLOOR WASTE
  - HB HAND BASIN
  - HWFU HOT WATER UNIT - REFER TO HYD. DRAWINGS
  - HYD FIRE HYDRANT
  - LT LAUNDRY TROUGH
  - MV MICROWAVE RECESS
  - OG OBSCURED GLAZING
  - PC POWDER COATED
  - RE RIDGING EYE
  - RH RANGEHOOD
  - RS RETICULATION SLEEVE
  - RWP RAIN WATER PIPE
  - SD SETDOWN IN CONCRETE SLAB FOR FINISHES
  - S/D SLIDING DOOR/STACKERS
  - SLL STRUCTURAL SLAB LEVEL
  - SS STAINLESS STEEL SINK
  - TAC TACTILE INDICATORS
  - TR TONEL RAIL
  - TRH TONEL ROLL HOLDER
  - TOC TOP OF CONCRETE
  - TGG TOP OF GRADE
  - TORS TOP OF ROOF SHEETING
  - TOW TOP OF WALL
  - TVA TV AREA
  - UBO UNDERBENCH OVEN
  - VB VANITY BASIN
  - WC WATER CLOSET



**1 Clubhouse - Section 1**  
A002 1 : 50



**2 Clubhouse - Section 2**  
A100 1 : 50



**3 ENTRANCE Awning Section**  
A002 1 : 50

B	For Tender	08/06/18
A	For Comment	06/06/18
REV	DESCRIPTION	DATE

**WHITEHAUS**  
architecture | interior design | drafting  
995 Hay Street PERTH 6000 | (08) 9226 3236  
admin@whitehaus.com.au | ABN: 66 159 398 428

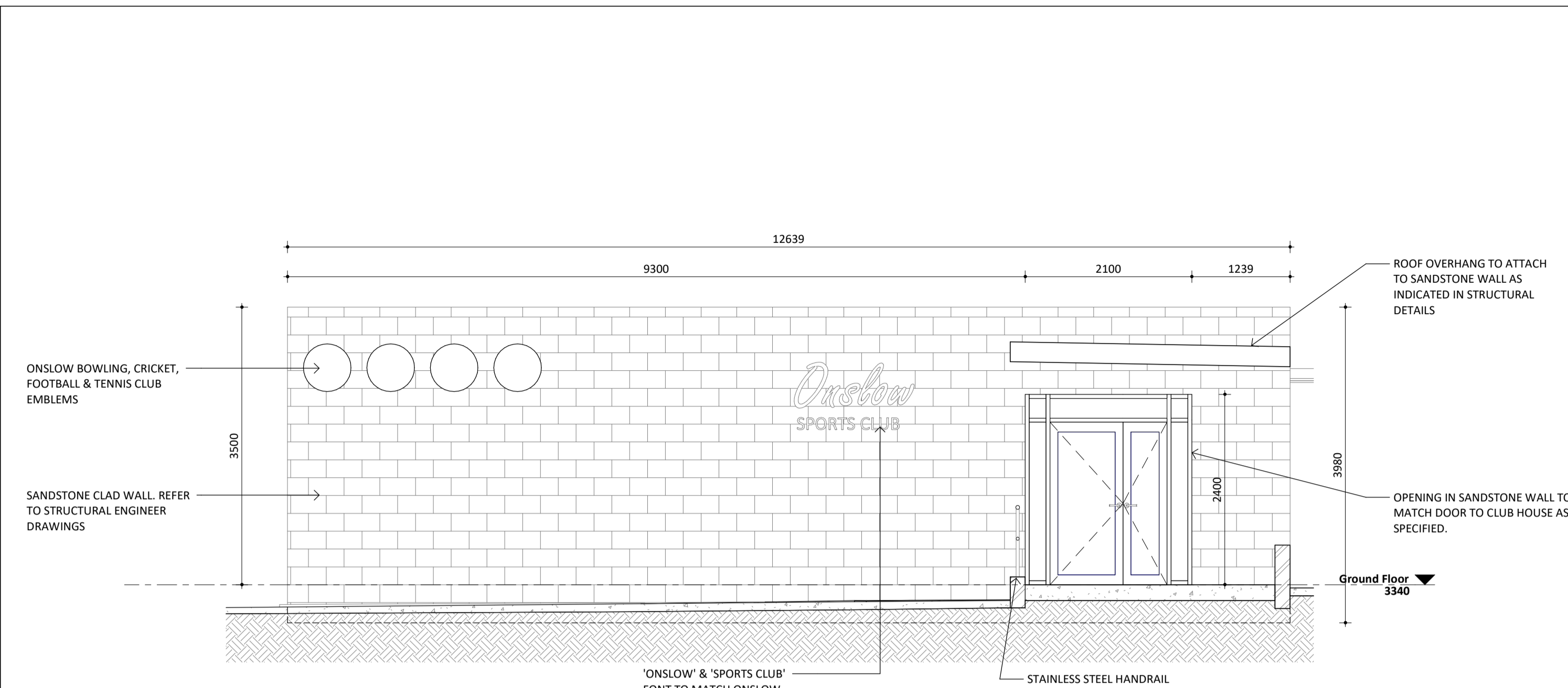


PROJECT:  
**Onslow Sports Centre**  
47 Third Ave, Onslow WA  
6710

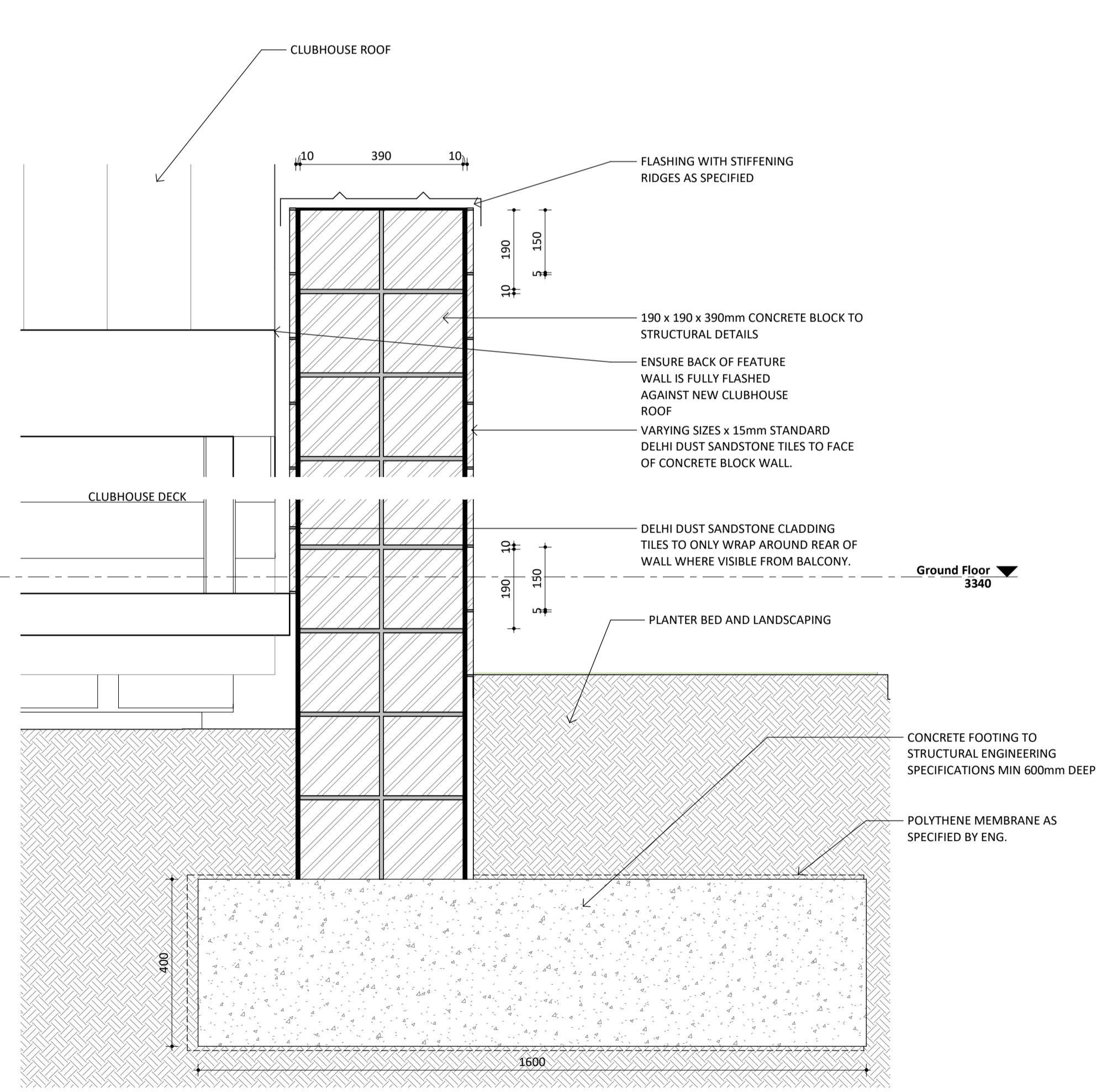
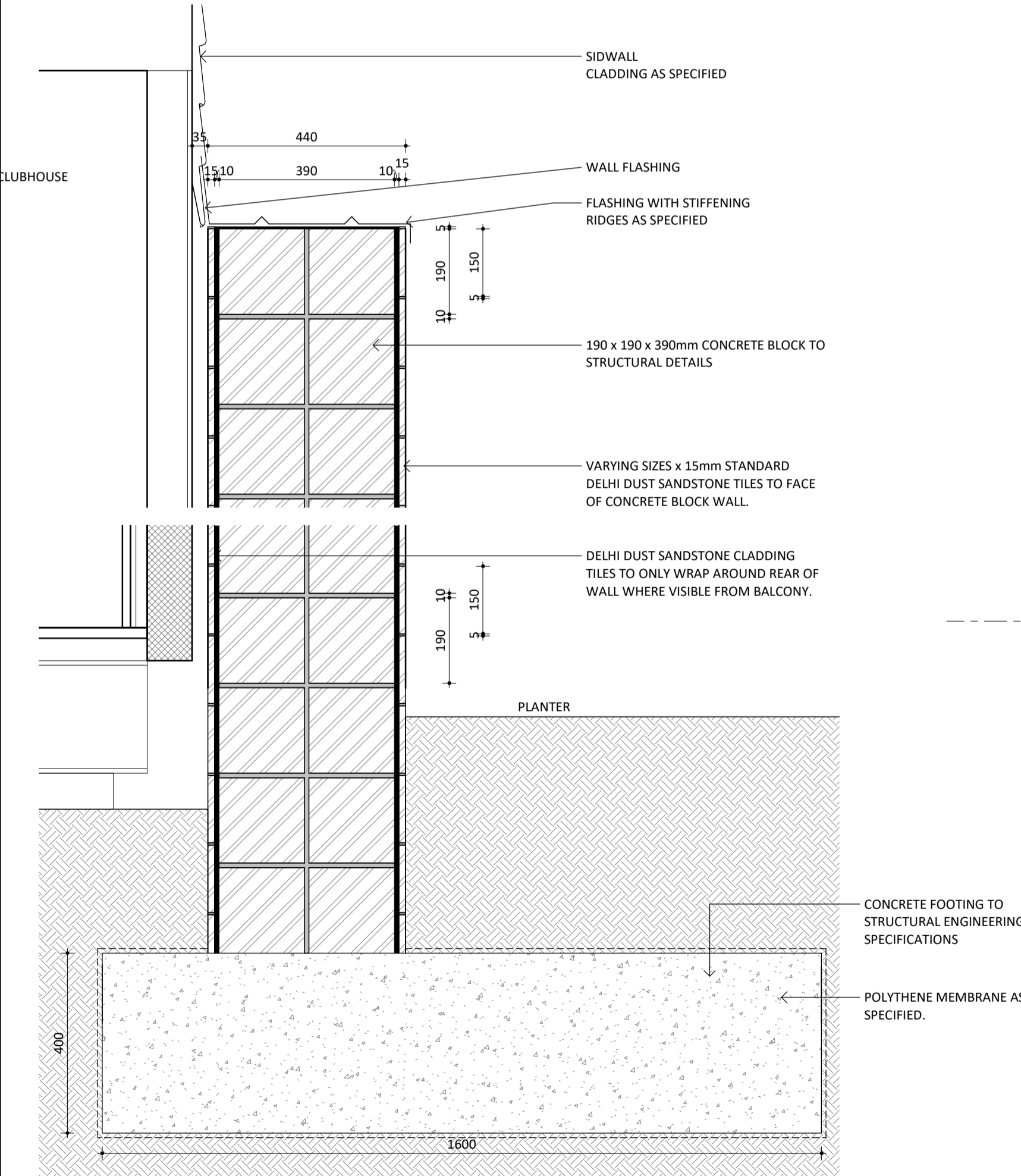
DRAWING TITLE:  
**Sections**

PROJECT No.	18073	DRAWN:	JM
DATE:	05/18	APPROVED:	CW
SCALE @ A1:	1 : 50	DRAWING No.	A400
		REV	B

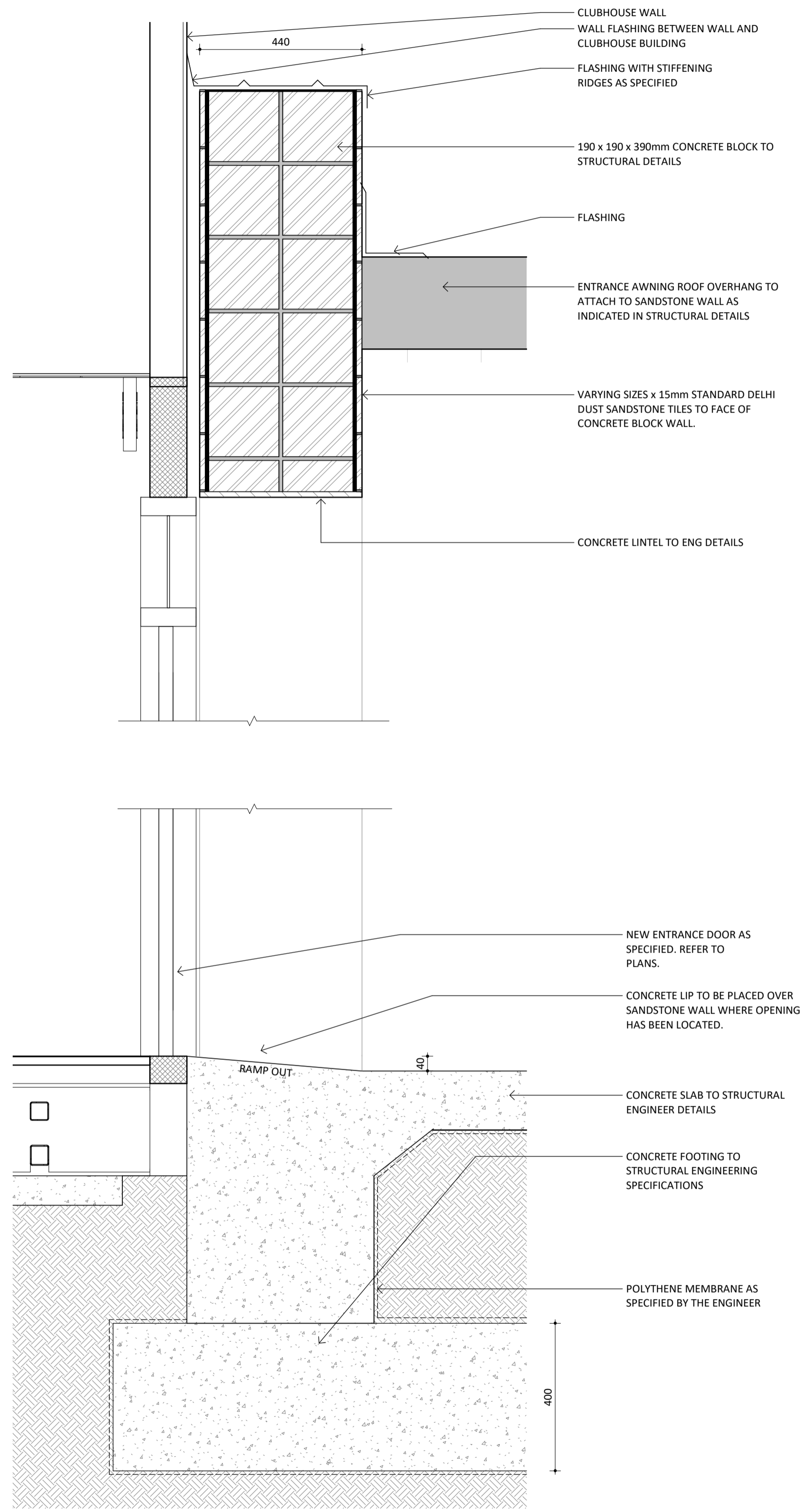
**WHITEHAUS**  
THE COPYRIGHT OF THIS DRAWING, ALONG WITH ANY OTHER DOCUMENTS PREPARED BY WHITEHAUS PTY LTD REMAINS THE PROPERTY OF WHITEHAUS PTY LTD. WHITEHAUS PTY LTD GRANTS LICENSE FOR THE USE OF THIS DOCUMENT FOR THE PURPOSE FOR WHICH THEY ARE INTENDED. ONLY THE LICENSE IS NOT TRANSFERABLE WITHOUT THE WRITTEN PERMISSION FROM WHITEHAUS PTY LTD.



1 Sandstone Wall Elevation  
A002 1 : 50

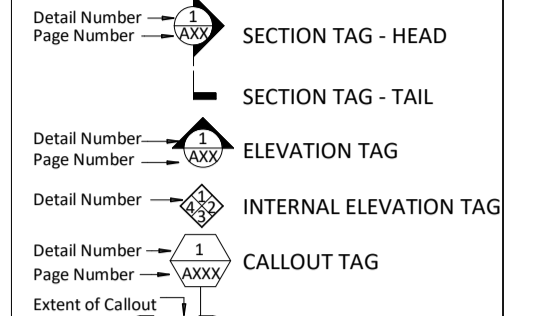


4 Typical Sandstone Wall Detail B  
A002 1 : 10



3 Sandstone Wall Opening Detail  
A002 1 : 10

- GENERAL NOTES
1. THIS DRAWING SHALL BE READ IN CONJUNCTION WITH ALL OTHER DRAWINGS, CONTRACT DOCUMENTS, SPECIFICATIONS, APPLICABLE STANDARDS AND EQUIPMENT SCHEDULES
  2. DO NOT SCALE OFF THIS DRAWING. USE FIGURED DIMENSIONS ONLY.
  3. INFORM THE ARCHITECT OF ANY CONFLICT BETWEEN THE SITE CONDITIONS AND DOCUMENTS
  4. ALL DIMENSIONS ARE IN MILLIMETRES (mm) UNLESS NOTED OTHERWISE
  5. THE CONTRACTOR SHALL VERIFY ALL DIMENSIONS ON SITE PRIOR TO COMMENCING WORK



- ABBREVIATIONS
- AC AIR CONDITIONER CONDENSOR UNIT
  - BK BARRIER KERB
  - BOF BALCONY OVER FLOW
  - CH COAT HOOK
  - CJ CONTROL JOINT
  - COL STEEL COLUMN - REFER TO S.E. DRAWINGS
  - CP COLUMN PROTECTION
  - CT COOKTOP
  - DPP DOWN PIPE PROTECTION
  - DS DOOR STOP
  - FCU FAN COIL UNIT - REFER TO MECH. DRAWINGS
  - FD FLOOR DRAIN
  - FEX FIRE EXTINGUISHER
  - FHR FIRE HOSE REEL - REFER TO HYD. DRAWINGS
  - FFL FINISHED FLOOR LEVEL
  - FK FLUSH KERB
  - FR FRIDGE RECESS
  - FS FIXED SHELF
  - FW FLOOR WASTE
  - HB HAND BASIN
  - HWU HOT WATER UNIT - REFER TO HYD. DRAWINGS
  - HYD FIRE HYDRANT
  - LT LAUNDRY TROUGH
  - MV MICROWAVE RECESS
  - OG OBSCURED GLAZING
  - PC POWDER COATED
  - RE RIDGING EYE
  - RH RANGEHOOD
  - RS RETICULATION SLEEVE
  - RWP RAIN WATER PIPE
  - SD SETDOWN IN CONCRETE SLAB FOR FINISHES
  - S/D SLIDING DOOR/STACKERS
  - SLL STRUCTURAL SLAB LEVEL
  - SS STAINLESS STEEL SINK
  - TAC TACTILE INDICATORS
  - TR TOWEL RAIL
  - TRH TOILET ROLL HOLDER
  - TOC TOP OF CONCRETE
  - TOG TOP OF GRADE
  - TORS TOP OF ROOF SHEETING
  - TOW TOP OF WALL
  - TVA TV ARIAL
  - UBO UNDERBENCH OVEN
  - VB VANITY BASIN
  - WC WATER CLOSET

B	For Tender	08/06/18
A	For Comment	06/06/18
REV	DESCRIPTION	DATE

**WHITEHAUS**  
architecture | interior design | drafting

995 Hay Street PERTH 6000 | (08) 9226 3236  
admin@whitehaus.com.au | ABN: 66 159 398 428

shire of Ashburton  
reef to range

PROJECT:  
Onslow Sports Centre  
47 Third Ave, Onslow WA 6710

DRAWING TITLE:  
Sandstone Wall  
Details

PROJECT No. 18073	DRAWN: MB
DATE: 05/18	APPROVED: CW
SCALE @ A1: As indicated	DRAWING No. A500 REV B

© WHITEHAUS  
THE COPYRIGHT OF THIS DRAWING ALONG WITH ANY OTHER DOCUMENTS PREPARED BY WHITEHAUS PTY LTD REMAINS THE PROPERTY OF WHITEHAUS PTY LTD. WHITEHAUS PTY LTD GRANTS LICENSE FOR THE USE OF THIS DOCUMENT FOR THE PURPOSE FOR WHICH THEY ARE INTENDED. ONLY THE LICENSE IS NOT TRANSFERABLE WITHOUT THE WRITTEN PERMISSION FROM WHITEHAUS PTY LTD.

COLORBOND TRIMDEK ROOF SHEETING AS SPECIFIED

100mm OVERHANG FROM LAST FIXING

TOP HATS TO STRUCTURAL ENGINEER SPECIFICATIONS

COLORBOND FASCIA & FLASHING AS SPECIFIED

STRUCTURAL TRUSS TO STRUCTURAL ENGINEER SPECIFICATIONS

RHS TO STRUCTURAL ENGINEER SPECIFICATIONS

VERGALUX PANELS - EXPRESSED JOINTS (PVC EAVE AND SOFFIT JOINTER) BLACK SHADOWLING EDGE

W50 STEEL MESH SECURITY SCREEN - BOLTED INTO GMS FLAT BAR FRAME AS SPECIFIED

75 x 75 SHS COLUMN TO STRUCTURAL ENGINEER SPECIFICATIONS

50 x 50 SHS BALUSTRADE

W50 STEEL MESH SECURITY SCREEN - BOLTED INTO GMS FLAT BAR FRAME AS SPECIFIED

HIDDEN FASTENERS FOR TIMBER DECKING TO MANUFACTURERS DETAILS

COMPOSITE TIMBER DECKING. PAINTED AND SEALED TO DETAIL SPECIFICATION.

C CHANNEL SUPPORTING STRUCTURE TO STRUCTURAL ENGINEER SPECIFICATIONS

COMPOSITE TIMBER DECK FASCIA

75 x 75 SHS COLUMN TO STRUCTURAL ENGINEER SPECIFICATIONS

12mm VERTICAL GROOVE CLADDING AS SPECIFIED. ACCESS PANEL(S) TO BE INSTALLED AS REQUIRED.

VERMIN BARRIER AS REQUIRED.

CONCRETE FOOTING TO STRUCTURAL ENGINEERING SPECIFICATIONS

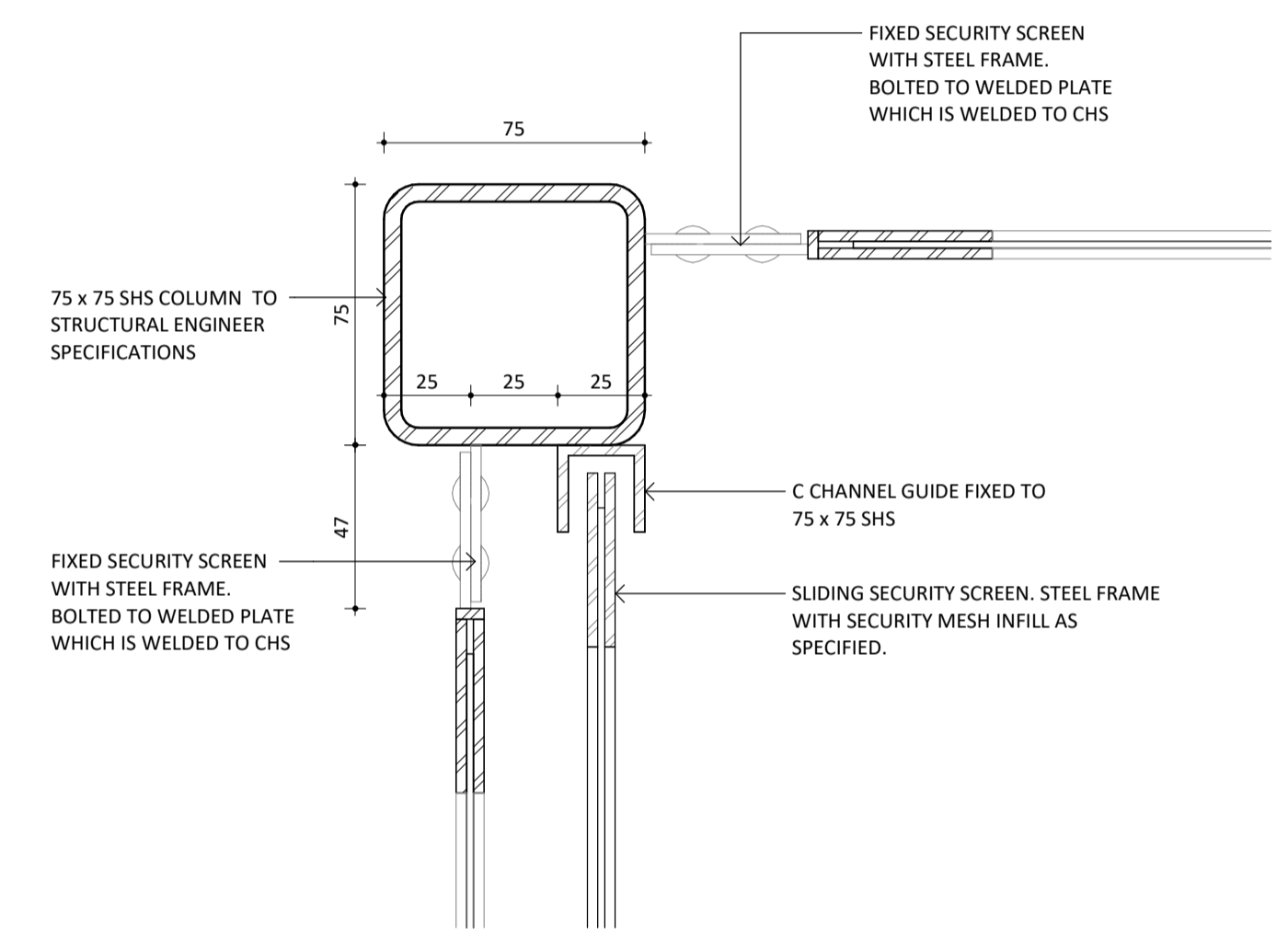
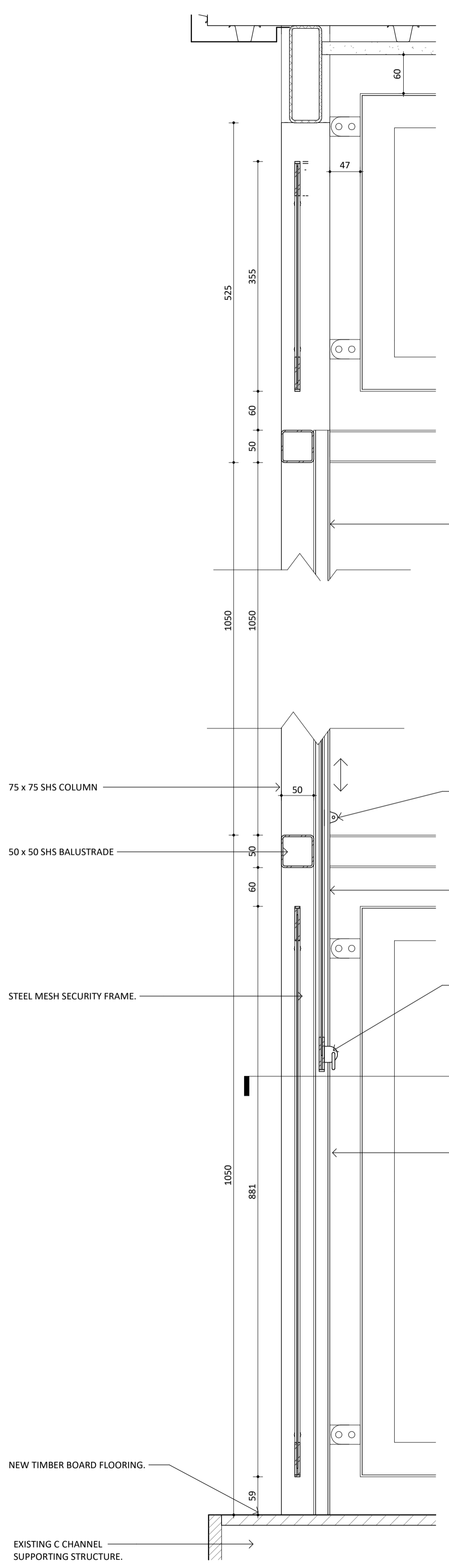
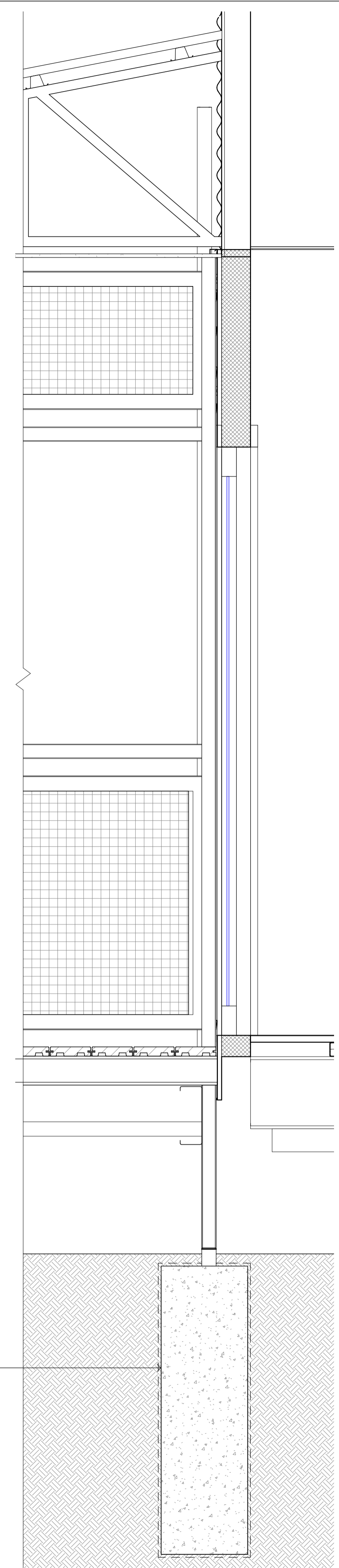
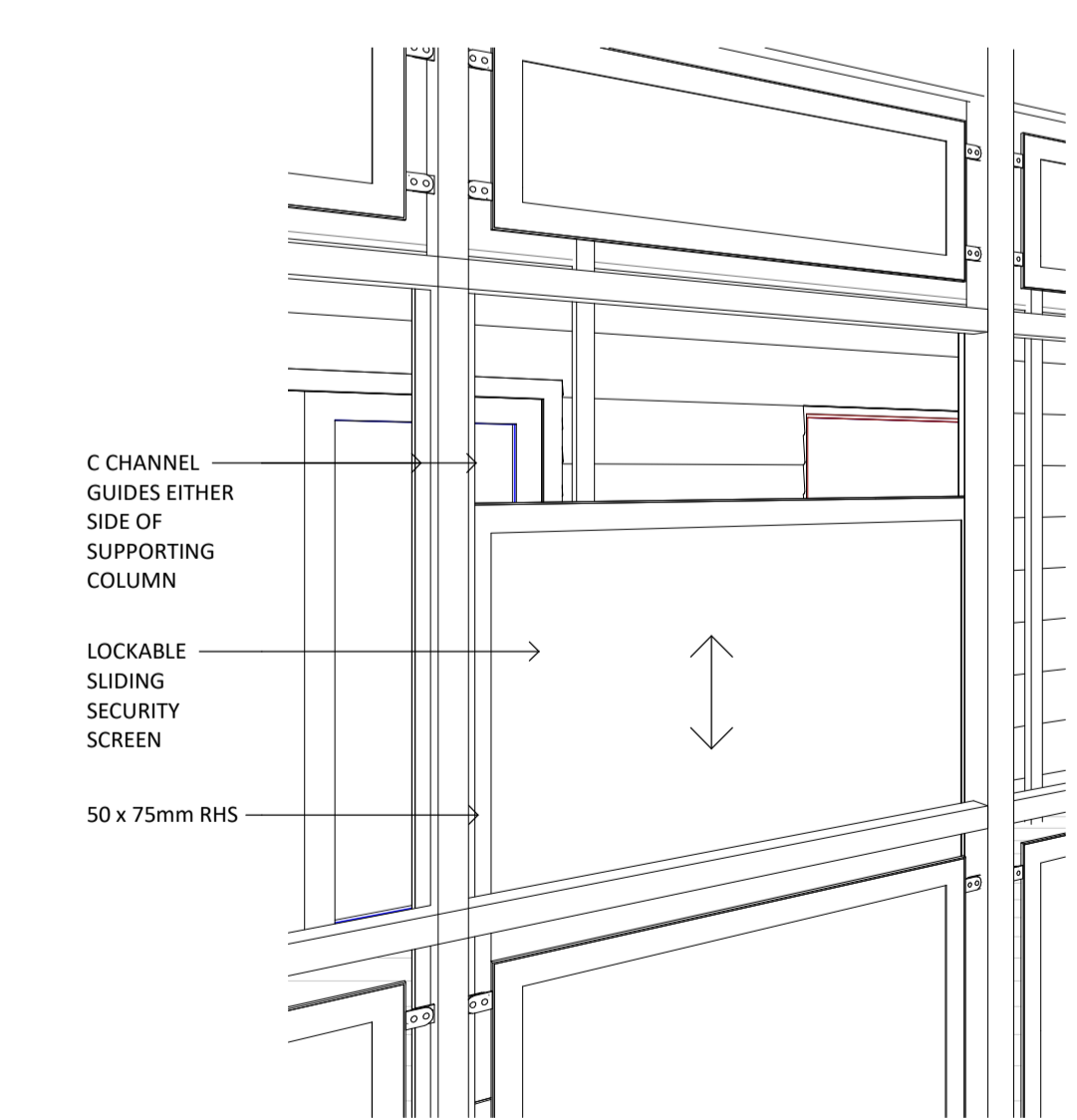


IMAGE OF THE DESIGN INTENT OF SECURITY MESH BALUSTRADE

4 Security Mesh Detail  
1:2



3 Security Slider

1 Security Screen/Balustrade Detail  
1:10

2 Security Screen Detail  
1:5

**GENERAL NOTES**

- THIS DRAWING SHALL BE READ IN CONJUNCTION WITH ALL OTHER DRAWINGS, CONTRACT DOCUMENTS, SPECIFICATIONS, APPLICABLE STANDARDS AND EQUIPMENT SCHEDULES.
- DO NOT SCALE OFF THIS DRAWING. USE FIGURED DIMENSIONS ONLY.
- INFORM THE ARCHITECT OF ANY CONFLICT BETWEEN THE SITE CONDITIONS AND DOCUMENTS.
- ALL DIMENSIONS ARE IN MILLIMETRES (mm) UNLESS NOTED OTHERWISE.
- THE CONTRACTOR SHALL VERIFY ALL DIMENSIONS ON SITE PRIOR TO COMMENCING WORK.

Detail Number: SECTION TAG - HEAD  
Page Number: SECTION TAG - TAIL  
Detail Number: ELEVATION TAG  
Page Number: INTERNAL ELEVATION TAG  
Detail Number: CALLOUT TAG  
Page Number: CALLOUT TAG  
Extent of Callout:

**ABBREVIATIONS**

- AC AIR CONDITIONER CONDENSOR UNIT
- BK BARRIER KERB
- BOF BALCONY OVER FLOW
- CJ CONTROL JOINT
- COL STEEL COLUMN - REFER TO S.E. DRAWINGS
- CP COLUMN PROTECTION
- CT COOKTOP
- DPP DOWN PIPE PROTECTION
- DS DOOR STOP
- FCU FAN COIL UNIT - REFER TO MECH. DRAWINGS
- FEX FIRE EXTINGUISHER
- FHR FIRE HOSE REEL - REFER TO HYD. DRAWINGS
- FFL FINISHED FLOOR LEVEL
- FK FLUSH KERB
- FR FRIDGE RECESS
- FS FIXED SHELF
- FW FLOOR WASTE
- HB HAND BASIN
- HWU HOT WATER UNIT - REFER TO HYD. DRAWINGS
- HYD FIRE HYDRANT
- LT LAUNDRY TROUGH
- MV MICROWAVE RECESS
- OG OBSCURED GLAZING
- PC POWDER COATED
- RH RANGEHOOD
- RS RETICULATION SLEEVE
- RWP RAIN WATER PIPE
- SD SETDOWN IN CONCRETE SLAB FOR FINISHES
- S/D SLIDING DOOR/STACKERS
- SLL STRUCTURAL SLAB LEVEL
- SS STAINLESS STEEL SINK
- TAC TACTILE INDICATORS
- TR TONNEL RAIL
- TRH TOILET ROLL HOLDER
- TOG TOP OF GRADE
- TORS TOP OF ROOF SHEETING
- TOW TOP OF WALL
- TVA TV AREA
- UBO UNDERBENCH OVEN
- VB VANITY BASIN
- WC WATER CLOSET

REV	DESCRIPTION	DATE
B	For Tender	08/06/18
A	For Comment	06/06/18

**WHITEHAUS**  
architecture | interior design | drafting  
995 Hay Street PERTH 6000 | (08) 9226 3236  
admin@whitehaus.com.au | ABN: 66 159 398 428

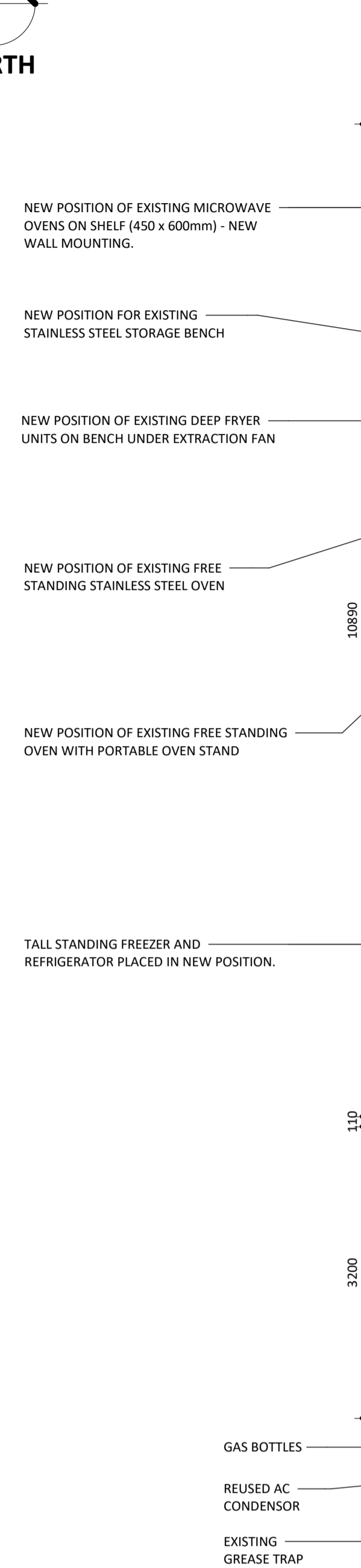
PROJECT:  
**Onslow Sports Centre**  
47 Third Ave, Onslow WA 6710

DRAWING TITLE:  
**Balustrade Details**

PROJECT No. 18073	DRAWN: JM
DATE: 05/18	APPROVED: CW
SCALE @ A1: As indicated	DRAWING No. A501 REV B

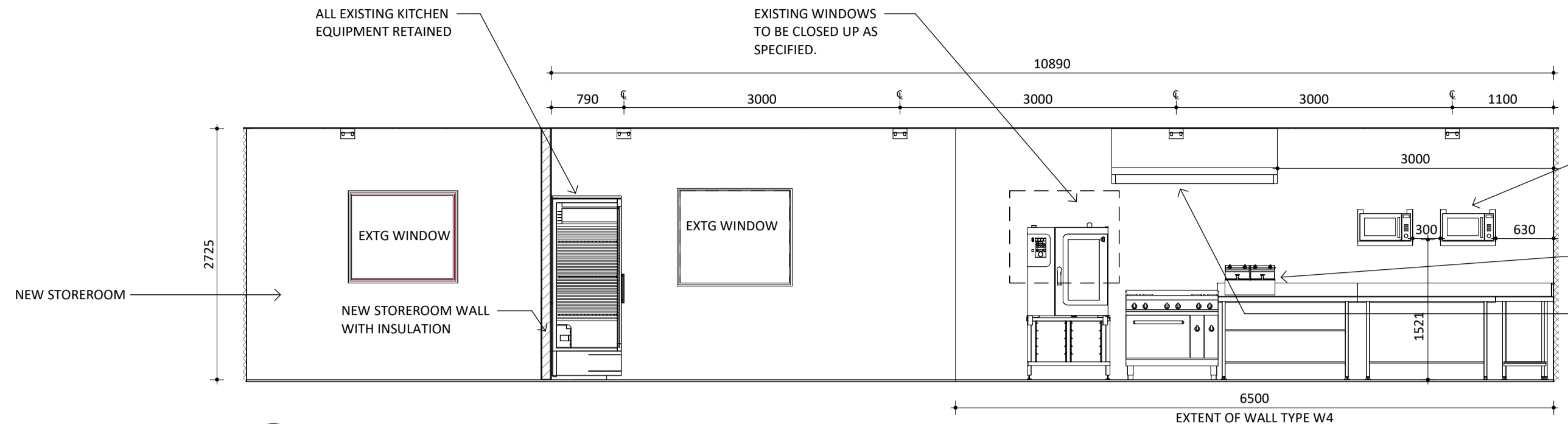
**WHITEHAUS**  
THE COPYRIGHT OF THIS DRAWING ALONG WITH ANY OTHER DOCUMENTS PREPARED BY WHITEHAUS PTY LTD REMAINS THE PROPERTY OF WHITEHAUS PTY LTD. WHITEHAUS PTY LTD GRANTS LICENSE FOR THE USE OF THIS DOCUMENT FOR THE PURPOSE FOR WHICH THEY ARE INTENDED. ONLY THE LICENSE IS NOT TRANSFERABLE WITHOUT THE WRITTEN PERMISSION FROM WHITEHAUS PTY LTD.



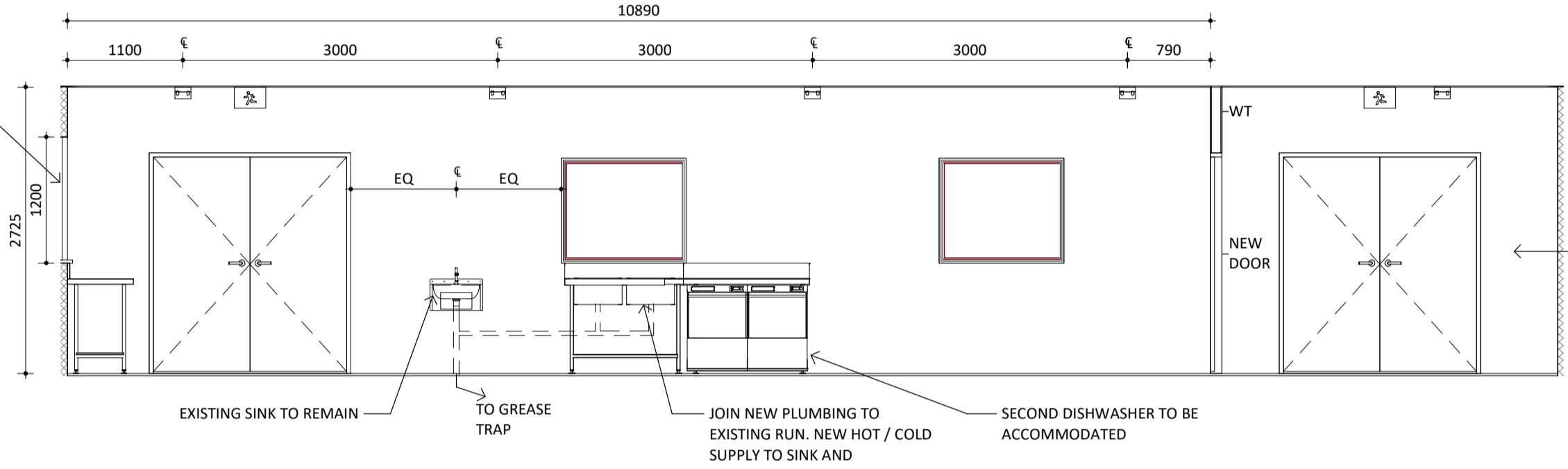


5 Kitchen - Internal Layout  
A300 1:50

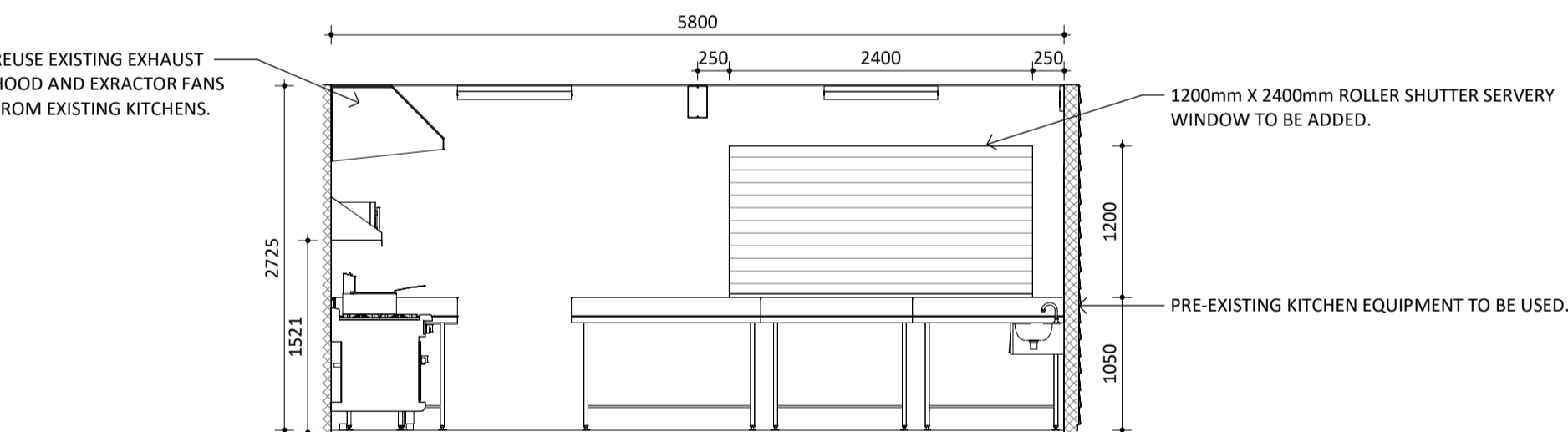
Kitchen FFE Schedule	
Type Mark	Description
FE01	1200mm Long Stainless Steel Bench x 3
FE02	1500mm Long Stainless Steel Bench
FE03	L-Shaped Stainless Steel Bench
FE04	Wall-Mounted Microwave x 2
FE05	Bench top Deep Fryers
FE06	Overhead Exhaust Hood
FE07	Stove top with Inbuilt Oven
FE08	Standing Oven with Portable Oven Stand
FE09	Stainless Steel Storage Bench
FE10	Dual Pot Washing Sink
FE11	Wall-mounted Hand Basin
FE12	Tall Standing Freezer
FE13	Tall Standing Refrigerator



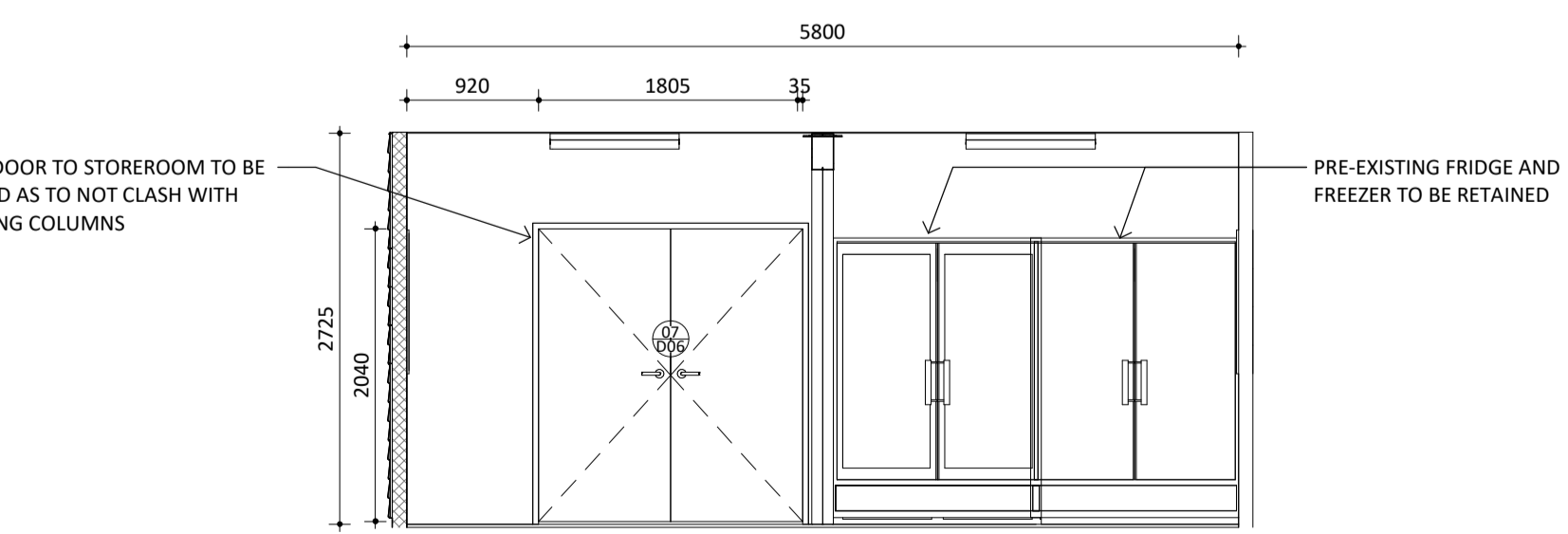
1 Interior Elevation 01  
A700 1:50



2 Interior Elevation 02  
A700 1:50



3 Interior Elevation 03  
A700 1:50



4 Interior Elevation 04  
A700 1:50

- GENERAL NOTES**
- THIS DRAWING SHALL BE READ IN CONJUNCTION WITH ALL OTHER DRAWINGS, CONTRACT DOCUMENTS, SPECIFICATIONS, APPLICABLE STANDARDS AND EQUIPMENT SCHEDULES.
  - DO NOT SCALE OFF THIS DRAWING. USE FIGURED DIMENSIONS ONLY.
  - INFORM THE ARCHITECT OF ANY CONFLICT BETWEEN THE SITE CONDITIONS AND DOCUMENTS.
  - ALL DIMENSIONS ARE IN MILLIMETRES (mm) UNLESS NOTED OTHERWISE.
  - THE CONTRACTOR SHALL VERIFY ALL DIMENSIONS ON SITE PRIOR TO COMMENCING WORK.
- Detail Number: SECTION TAG - HEAD  
Page Number: SECTION TAG - TAIL
- Detail Number: INTERNAL ELEVATION TAG  
Page Number: INTERNAL ELEVATION TAG
- Detail Number: CALLOUT TAG  
Page Number: CALLOUT TAG  
Extent of Callout: CALLOUT TAG
- ABBREVIATIONS**
- AC AIR CONDITIONER CONDENSOR UNIT
  - BK BARRIER KERB
  - BOF BALCONY OVER FLOW
  - CH COAT HOOK
  - CI CONTROL JOINT
  - COL STEEL COLUMN - REFER TO S.E. DRAWINGS
  - CP COLUMN PROTECTION
  - CT COOKTOP
  - DPP DOWN PIPE PROTECTION
  - DS DOOR STOP
  - FCU FAN COIL UNIT - REFER TO MECH. DRAWINGS
  - FD FLOOR DRAIN
  - FEX FIRE EXTINGUISHER
  - FHR FIRE HOSE REEL - REFER TO HYD. DRAWINGS
  - FFL FINISHED FLOOR LEVEL
  - FK FLUSH KERB
  - FR FRIDGE RECESS
  - FS FIXED SHELF
  - FW FLOOR WASTE
  - HB HAND BASIN
  - HWU HOT WATER UNIT - REFER TO HYD. DRAWINGS
  - HYD FIRE HYDRANT
  - LT LAUNDRY TROUGH
  - MV MICROVAIVE RECESS
  - OG OBSCURED GLAZING
  - PC POWDER COATED
  - RE RISING EYE
  - RH RANGEHOOD
  - RS RETICULATION SLEEVE
  - RWP RAIN WATER PIPE
  - SD SETDOWN IN CONCRETE SLAB FOR FINISHES
  - S/D SLIDING DOOR/STACKERS
  - SLL STRUCTURAL SLAB LEVEL
  - SS STAINLESS STEEL SINK
  - TAC TACTILE INDICATORS
  - TR TONNEL RAIL
  - TRH TOILET ROLL HOLDER
  - TCC TOP OF CONCRETE
  - TGG TOP OF GRADE
  - TORS TOP OF ROOF SHEETING
  - TOW TOP OF WALL
  - TVA TV AREA
  - UBO UNDERBENCH OVEN
  - VB VANITY BASIN
  - WC WATER CLOSET

B	For Tender	08/06/18
A	For Comment	06/06/18
REV	DESCRIPTION	DATE

**WHITEHAUS**  
architecture | interior design | drafting  
995 Hay Street PERTH 6000 | (08) 9226 3236  
admin@whitehaus.com.au | ABN: 66 159 398 428



PROJECT:  
Onslow Sports Centre  
47 Third Ave, Onslow WA 6710

DRAWING TITLE:  
Kitchen - Interior Elevations

PROJECT No. 18073	DRAWN: MB
DATE: 05/18	APPROVED: CW
SCALE @ A1: 1:50	DRAWING No. A700
	REV B

**WHITEHAUS**  
THE COPYRIGHT OF THIS DRAWING ALONG WITH ANY OTHER DOCUMENTS PREPARED BY WHITEHAUS PTY LTD REMAINS THE PROPERTY OF WHITEHAUS PTY LTD. WHITEHAUS PTY LTD GRANTS LICENSE FOR THE USE OF THIS DOCUMENT FOR THE PURPOSE FOR WHICH THEY ARE INTENDED. ONLY THE LICENSE IS NOT TRANSFERABLE WITHOUT THE WRITTEN PERMISSION FROM WHITEHAUS PTY LTD.

DOOR & WINDOW SCHEDULE

DOORS

ELEVATION	DOOR TYPE	DESCRIPTION	DOOR SIZE	FRAME	DOOR PANEL	GLAZING	HARDWARE	REMARKS
	D01	EXTERNAL GLAZED ENTRY DOOR	1840 x 2040	STEEL FRAME. PAINT FINISH AS SPECIFIED	SELF CLOSING EXTERNAL ALUMINIUM FRAMING. GLAZED INFILL. PAINT FINISH AS SPECIFIED. ALL TO MEET CYCLONIC CONDITIONS.	LAMINATED 6.52mm GREY SAFETY GLASS	LEVER HANDLE WITH MORTICE LOCK, DOOR CLOSER, STRAP BOLTS.	KEYED TO MASTER KEY. SET A. RAVEN WEATHER SEALS TO MEET CYCLONIC CONDITIONS.
	D02	EXTERNAL GLAZED HINGED DOUBLE DOORS WITH FIXED GLAZING	2100 x 2400	ALUMINIUM FRAMING. POWDERCOAT FINISH AS SPECIFIED.	ALUMINIUM FRAMING. GLAZED INFILL. ALL TO MEET CYCLONIC CONDITIONS.	LAMINATED 6.52MM GREY SAFETY GLASS	DOOR CLOSERS WITH NO HOLD OPEN FUNCTION. STAINLESS STEEL DOOR HANDLES TO EACH SIDE. MORTICE LOCK & STRAP BOLTS.	KEYED TO MASTER KEY. SET A. RAVEN WEATHER SEALS TO MEET CYCLONIC CONDITIONS.
	D03	EXTERNAL ROLLER DOOR TO KITCHEN. HAND OPERATED.	2400 x 2400	STAINLESS STEEL FRAME TO MANUFACTURERS DETAILS	ALUMINIUM PANELS. POWERCOATED AS SPECIFIED. TO MEET CYCLONIC CONDITIONS.	N/A	LOCKABLE. OVERHEAD ROLLING TRACK INSIDE BUILDING. WEATHERPROOF FOR EXTERNAL USE.	KEYED TO MASTER KEY. SET B.
	D04, 12, 13	FRONT ACCESS GATE AND CRICKET RAMP	2000 x 2370	PROPRIETY ALUMINIUM FRAME. POWDERCOAT FINISH AS SPECIFIED.	ALUMINIUM SLATTED GATE TO MATCH ADJACENT SCREEN. POWDERCOAT FINISH AS SPECIFIED. TO MEET CYCLONIC CONDITIONS.	N/A	SELF CLOSING HINGES. LOCKABLE GATE LATCH. DROP BOLT TO RIGHT GATE.	KEYED TO MASTER KEY. SET A & B.
	D05, 06	EXTERNAL STORE GATE	920 x 1800	ALUMINIUM POSTS. POWDERCOAT FINISH AS SPECIFIED.	ALUMINIUM PALISADE FENCE. POWDERCOAT FINISH AS SPECIFIED.	N/A	LOCKABLE.	KEYED TO MASTER KEY. SET A & B. TO MEET CYCLONIC CONDITIONS.
	D06	INTERNAL STORE ROOM DOOR	1840 x 2100	STEEL FRAME. PAINT FINISH AS SPECIFIED	INTERNAL SOLID CORE DOORS. PRE-PRIMED FLUSH PANEL. PAINT FINISH AS SPECIFIED.	N/A	LEVER HANDLE WITH MORTICE LOCK, DOOR CLOSER, STRAP BOLTS.	KEYED TO MASTER KEY. SET B.
	D07	OFFICE DOOR	820 x 2040	STEEL SPLIT FRAME. PAINT FINISH AS SPECIFIED	LIGHT OAK SOLID CORE INTERNAL TIMBER DOOR. PRE PRIMED AND FINISHED TO MATCH EXISTING	N/A	ENTRANCE LOCK SET	KEYED TO MASTER KEY. SET A.
	D8	ALUMINIUM ROLLER GRILL SECURITY DOOR	2270 x 2700	ALUMINIUM FRAME TO MANUFACTURER'S SPECIFICATIONS	12mm ALUMINIUM EXTRUSION TUBING AT 47mm CENTRES INTERCONNECTED WITH 100mm X 10mm LINKS SPACED AT 440mm.	N/A	LOCKABLE. OVERHEAD SPIRAL ROLLING DRUM TRACK IN NEW VERANDAH CEILING. WEATHERPROOF FOR EXTERNAL USE.	KEYED TO MASTER KEY. SET B.

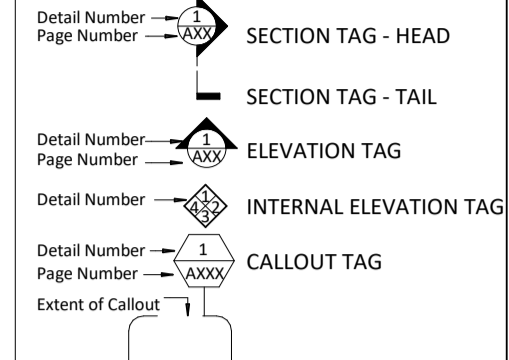
WINDOWS

ELEVATION	WINDOW TYPE	DESCRIPTION	WINDOW SIZE	FRAME	GLAZING	HARDWARE	REMARKS
	W01	INTERNAL FIXED WINDOW	1200 x 1000	ALUMINIUM FRAMES WITH POWDERCOAT FINISH AS SPECIFIED.	ONE WAY MIRROR GLAZING TO AUSTRALIAN STANDARDS.		
	SC	SOUTH FACING WINDOWS TO CLUBHOUSE	1000 x 1190 (CHECK ON SITE)	STEEL SCREEN AND FRAME TO MANUFACTURERS DETAILS. COLOUR BLACK.			CYCLONIC RATED

WALLS

ELEVATION	WALL TYPE	DESCRIPTION	THICKNESS	CLADDING
	WT1	TYPICAL PRE-EXISTING WALL	100mm OVERALL	0.60 BMT BONDOR PANELS TO BOTH INTERIOR AND EXTERIOR.
	WT2	STUD FRAME WITH PLASTERBOARD OR VILLABOARD	110mm OVERALL	10mm PLASTERBOARD TO BOTH SIDES OF STUD TO OFFICE 9MM VILLABOARD TO BOTH SIDES OF STUD TO STORE ROOM.
	WT3	EXTERNAL FIELDERS WEATHERBOARD CLADDED WALL	130mm OVERALL	0.60 BMT BONDOR PANELLING TO INTERIOR AND FIELDERS WEATHERBOARD CLADDING TO EXTERIOR.
	WT4	INTERNAL WALL TO KITCHEN BEHIND COOKER UNITS	126mm OVERALL	0.60 BMT BONDOR PANELLING TO EXTERIOR AND VILLABOARD WALL FACING.
	WT5	INTERNAL DARTBOARD WALL	137mm OVERALL	0.60 BMT BONDOR PANELLING TO EXTERIOR AND MARINE PLY CLADDING TO INTERIOR.
	WT6	FEATURE WALL	440mm OVERALL	DELHI DUST SANDSTONE TILES.

- GENERAL NOTES**
- THIS DRAWING SHALL BE READ IN CONJUNCTION WITH ALL OTHER DRAWINGS, CONTRACT DOCUMENTS, SPECIFICATIONS, APPLICABLE STANDARDS AND EQUIPMENT SCHEDULES
  - DO NOT SCALE OFF THIS DRAWING. USE FIGURED DIMENSIONS ONLY.
  - INFORM THE ARCHITECT OF ANY CONFLICT BETWEEN THE SITE CONDITIONS AND DOCUMENTS
  - ALL DIMENSIONS ARE IN MILLIMETRES (mm) UNLESS NOTED OTHERWISE
  - THE CONTRACTOR SHALL VERIFY ALL DIMENSIONS ON SITE PRIOR TO COMMENCING WORK



- ABBREVIATIONS**
- AC AIR CONDITIONER CONDENSOR UNIT
  - BK BARRIER KERB
  - BOF BALCONY OVER FLOW
  - CHP COAT HOOK
  - CI CONTROL JOINT
  - COL STEEL COLUMN - REFER TO S.E DRAWINGS
  - CP COLUMN PROTECTION
  - CT COOKTOP
  - DPP DOWN PIPE PROTECTION
  - DS DOOR STOP
  - FCU FAN COIL UNIT - REFER TO MECH. DRAWINGS
  - FD FLOOR DRAIN
  - FEZ FIRE EXTINGUISHER
  - FHR FIRE HOSE REEL - REFER TO HYD. DRAWINGS
  - FFL FINISHED FLOOR LEVEL
  - FK FLUSH KERB
  - FR FRIDGE RECESS
  - FS FIXED SHELF
  - FW FLOOR WASTE
  - HB HAND BASIN
  - HWH HOT WATER UNIT - REFER TO HYD. DRAWINGS
  - HYD FIRE HYDRANT
  - LT LAUNDRY TROUGH
  - MV MICROWAVE RECESS
  - OG OBSCURED GLAZING
  - PC POWDER COATED
  - RE ROUNDING EDGE
  - RH RANGEHOOD
  - RS RETICULATION SLEEVE
  - RWP RAIN WATER PIPE
  - SD SETDOWN IN CONCRETE SLAB FOR FINISHES
  - S/D SLIDING DOORS/STACKERS
  - SLL STRUCTURAL SLAB LEVEL
  - SS STAINLESS STEEL SINK
  - TAC TACTILE INDICATORS
  - TR TOWEL RAIL
  - TRH TOILET ROLL HOLDER
  - TOC TOP OF CONCRETE
  - TOG TOP OF GRATE
  - TORS TOP OF ROOF SHEETING
  - TOW TOP OF WALL
  - TVA TV ARIAL
  - UBO UNDERBENCH OVEN
  - VB VANITY BASIN
  - WC WATER CLOSET

C	For Tender	11/06/18
B	For Tender	08/06/18
A	For Comment	06/06/18
REV	DESCRIPTION	DATE

**WHITEHAUS**  
architecture | interior design | drafting

995 Hay Street PERTH 6000 | (08) 9226 3236  
admin@whitehaus.com.au | ABN: 66 159 398 428

PROJECT:  
Onslow Sports Centre  
47 Third Ave, Onslow WA 6710

DRAWING TITLE:  
Door, Window and Wall Schedule

PROJECT No. 18073	DRAWN: JM
DATE: 05/18	APPROVED: CW
SCALE @ A1: As indicated	DRAWING No. A800 REV C

**WHITEHAUS**  
THE COPYRIGHT OF THIS DRAWING ALONG WITH ANY OTHER DOCUMENTS PREPARED BY WHITEHAUS PTY LTD REMAINS THE PROPERTY OF WHITEHAUS PTY LTD. WHITEHAUS PTY LTD GRANTS LICENSE FOR THE USE OF THIS DOCUMENT FOR THE PURPOSES FOR WHICH THEY ARE INTENDED ONLY. THE LICENSE IS NOT TRANSFERABLE WITHOUT THE WRITTEN PERMISSION FROM WHITEHAUS PTY LTD.