

Taking the Pulse of Pannawonica...



Community Survey Report

20 August 2014

A summary and analysis of the results of the Taking the Pulse of Pannawonica community survey conducted between 30 September and 15 August 2014

In partnership with

RioTinto

1.0 Purpose of survey

The survey was conducted to provide feedback from the community in Pannawonica on the events and activities that have been delivered by the Community Development department of the Shire of Ashburton.

Previous community consultations had revealed that there was a gap in services for youth, and that the community desired the introduction of more activities for youth. The Shire, in partnership with Rio Tinto, is introducing a new role as part of the Community Development team in Pannawonica. A Youth Recreation Development Officer will work with the community to develop, implement and evaluate youth programs. The survey was also seeking input from the community to help guide the type of programs that would be developed.

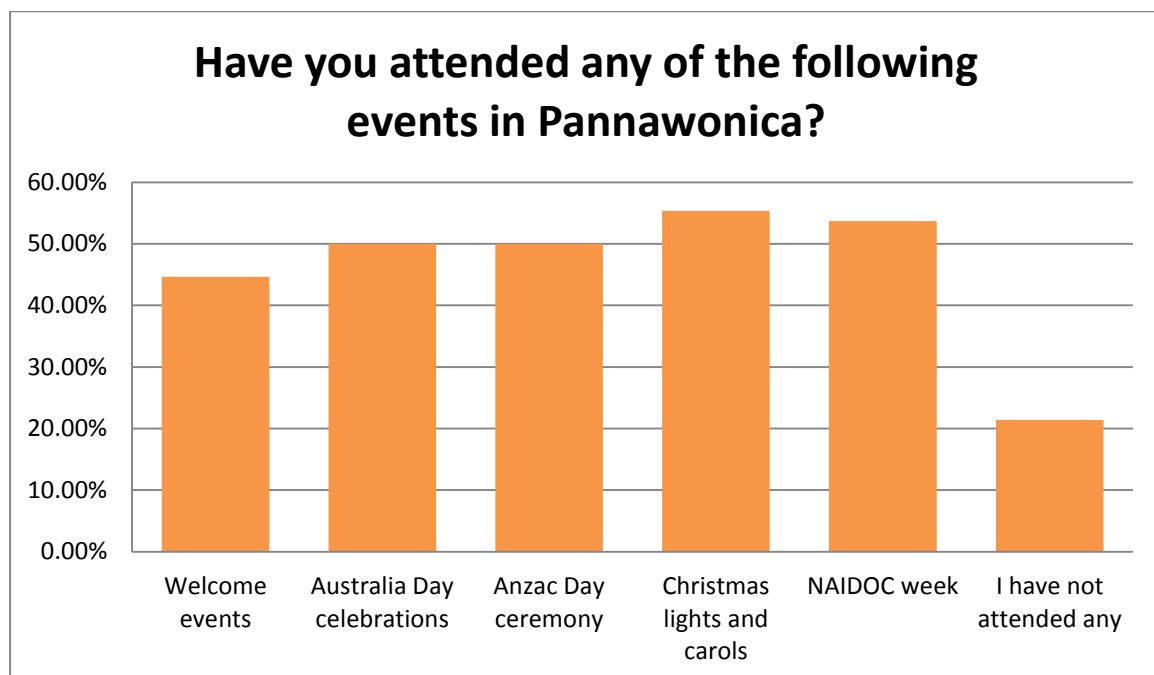
2.0 Results of survey

Over eighty hard copies of the survey were distributed in the community. An online link to the survey was also distributed on PERIS (the community information email distribution list) and community group email contacts. There were 56 respondents to the survey; 52 completed the survey online, with a further four hard copy surveys returned.

Most respondents were satisfied with the events and activities that were being delivered, but there was a desire for a greater range of activities for youth – both in the types of activities being offered, and the age group that they targeted. There was a strong desire for more sporting based activities – particularly AusKick and pool based activities.

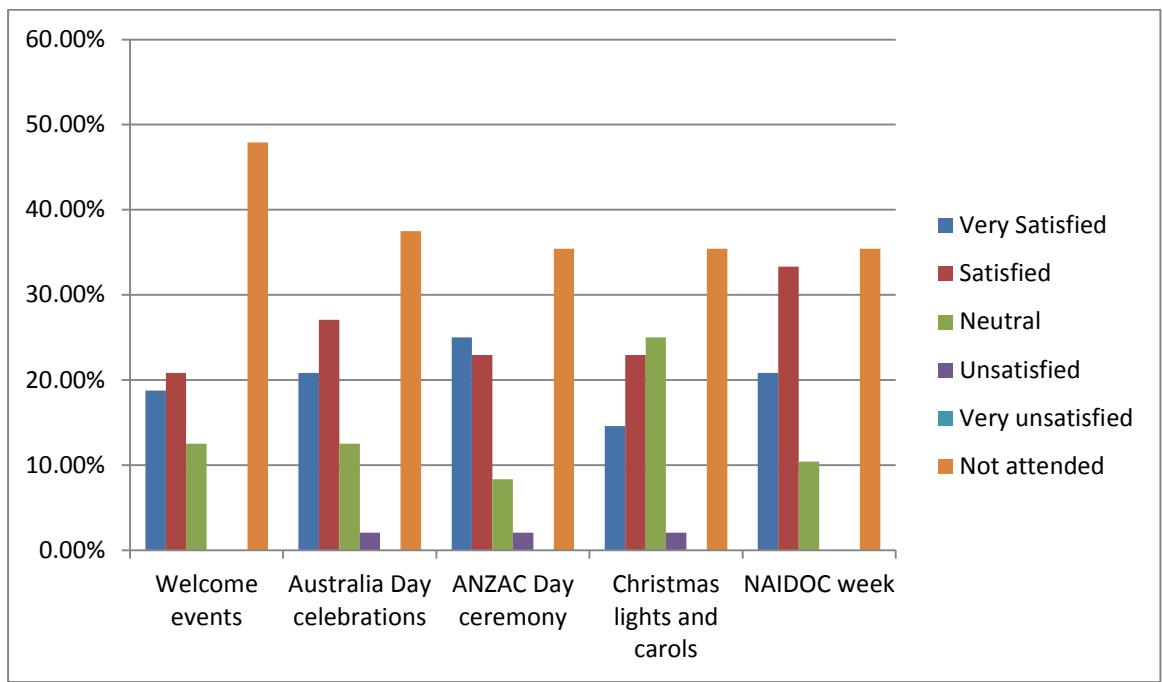
Many respondents were willing to volunteer to help with the delivery of youth activities and all respondents expressed a willingness to pay a fee for their child to participate.

2.1 Attendance at events



All 56 survey respondents answered this question. Twelve respondents had not attended any of the events. The main reason cited was being new to town, with some respondents citing they were travelling away from Pannawonica at the time of the event, or on shift work and unable to attend.

2.2 Rating of events



There were 48 respondents to this question, with eight respondents skipping the question. Of those who attended an event, most were satisfied or very satisfied with the event. The largest number of neutral responses was received for the Christmas lights and carols.

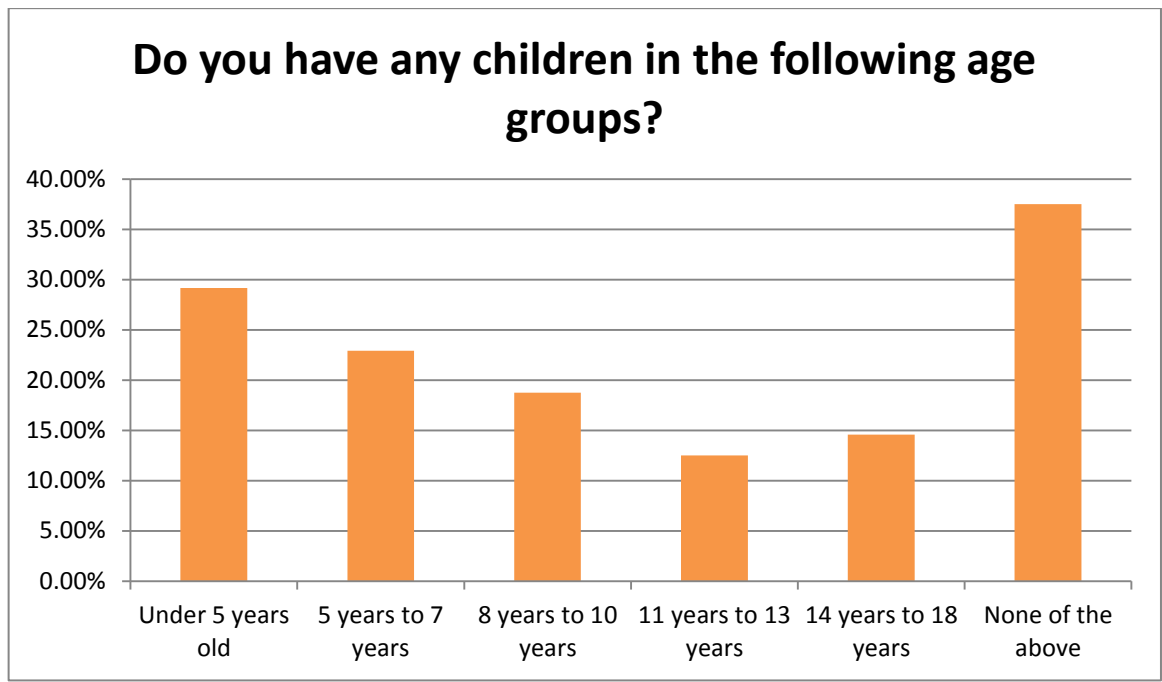
2.3 Are there any additional events you would like to see brought to Pannawonica?

There were 14 responses to this question, with 42 respondents skipping the question.

- Permanent lighting around the ANZAC rock for dawn service
- Large Christmas tree as a centre piece for Pannawonica every year
- Volunteer acknowledgement/Thank you day event
- Family picnic week
- Indigenous workshops/stories/celebrations
- Corporate fundraising boxing events

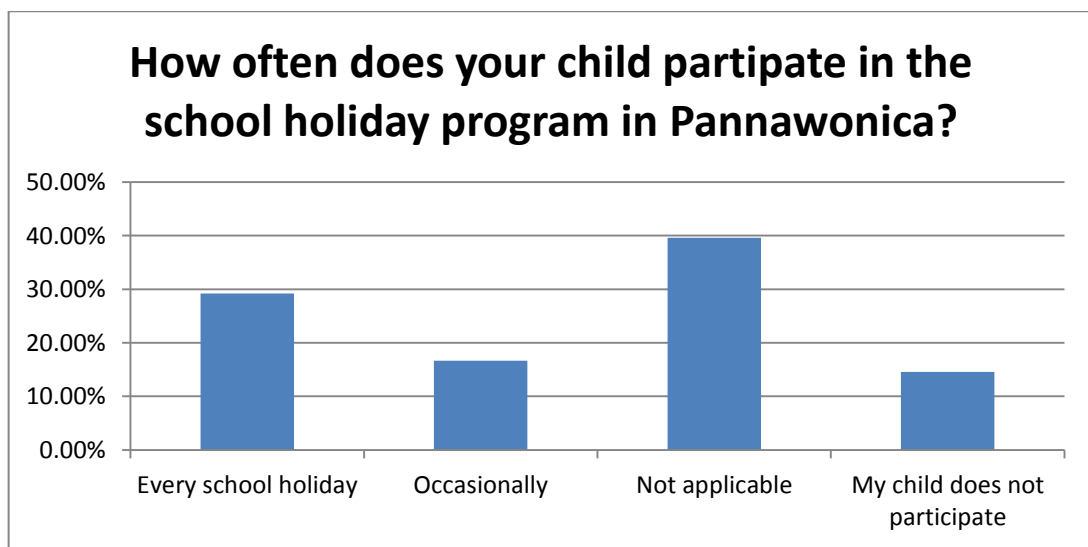
- Art events
- Theatre events and outdoor concerts/live music
- Sports clinics for youth
- New Year’s eve official event
- Battle of the Bands
- More sporting events

2.4 Age groups of children



There were 48 respondents to this question, with eight people skipping the question.

2.5 Participation in the school holiday program

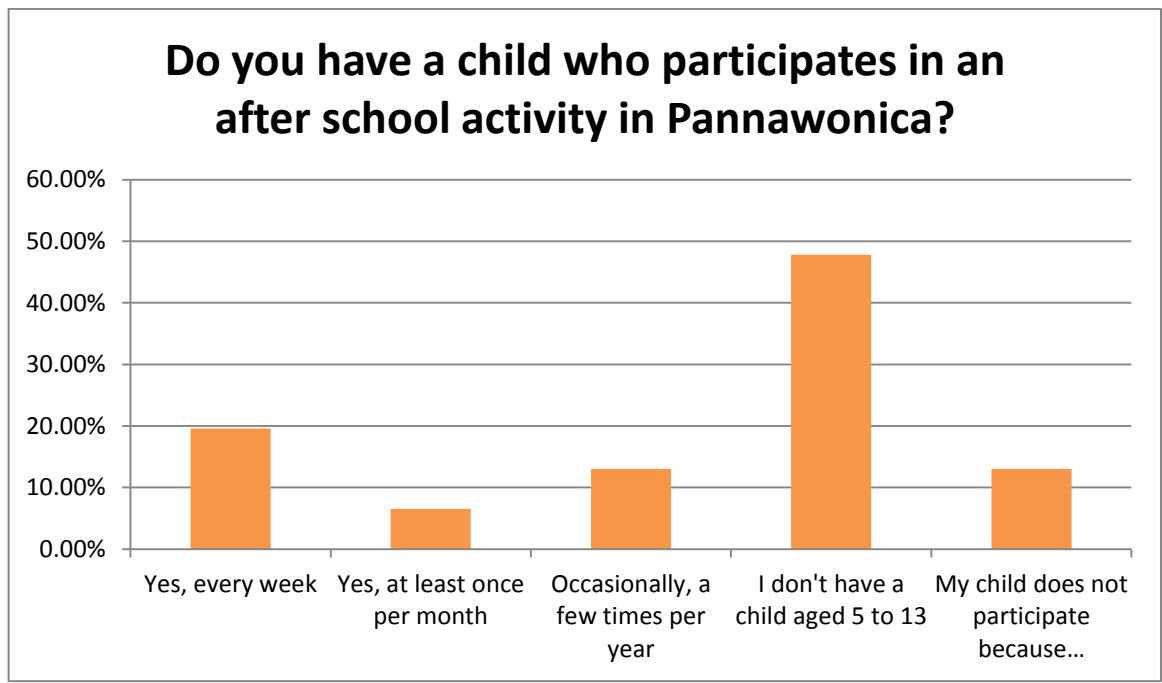


There were 48 respondents to this question, with eight people skipping the question.

Reasons cited for having a child that does not participate included:

- The program was aimed for primary school children
- The program does not cater for youth aged 13 to 17 (returned boarding school students)
- The program is poorly run (one respondent)

2.6 Participation in the after school activity program

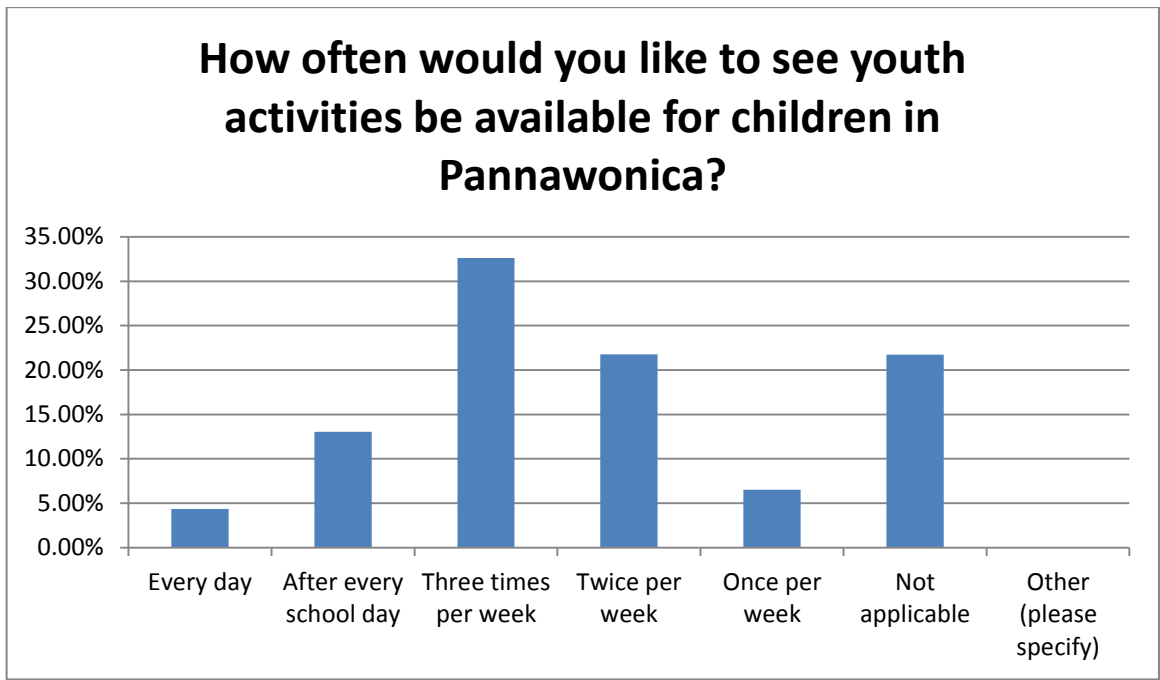


There were 46 respondents to this question, with ten people skipping the question.

Reasons cited for having a child that did not participate were:

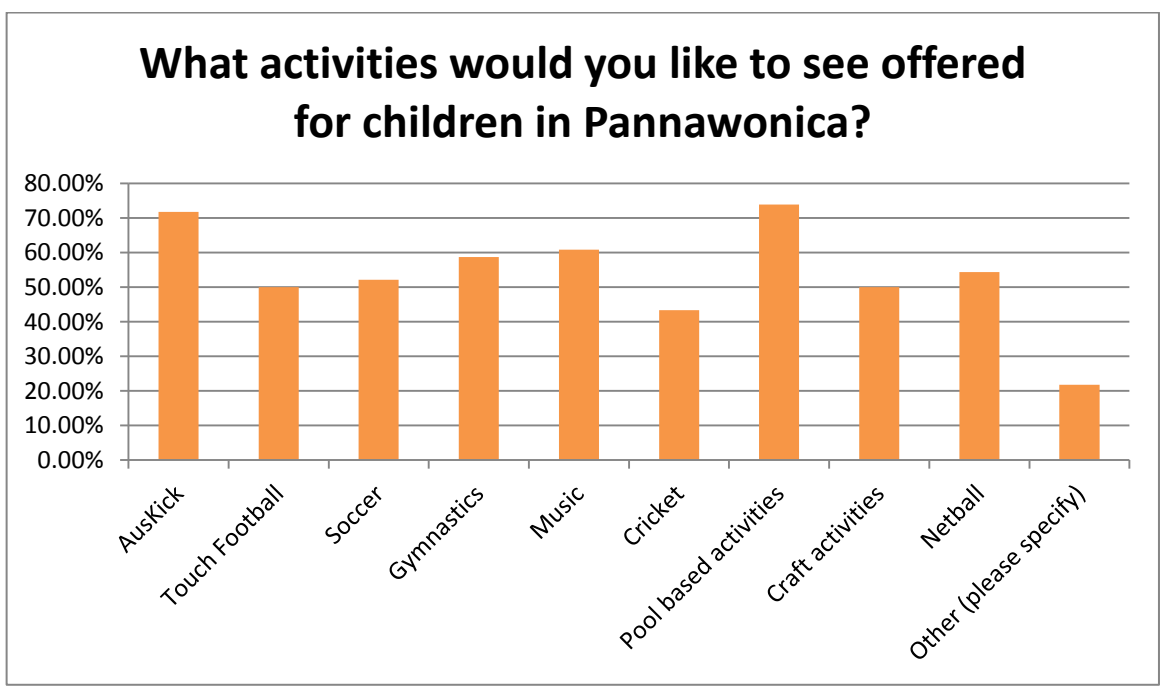
- Very few activities available and they were inconsistent
- Timing clash with other activities
- Child not interested in the activities offered (“boring”)
- As parental supervision is required, this would mean having to keep a younger sibling there as well
- Too tired after school if sporting activities have taken place at school

2.7 Frequency of youth activities desired



There were 46 respondents to this question, with ten people skipping the question. The majority of respondents wanted activities for youth two to three times per week.

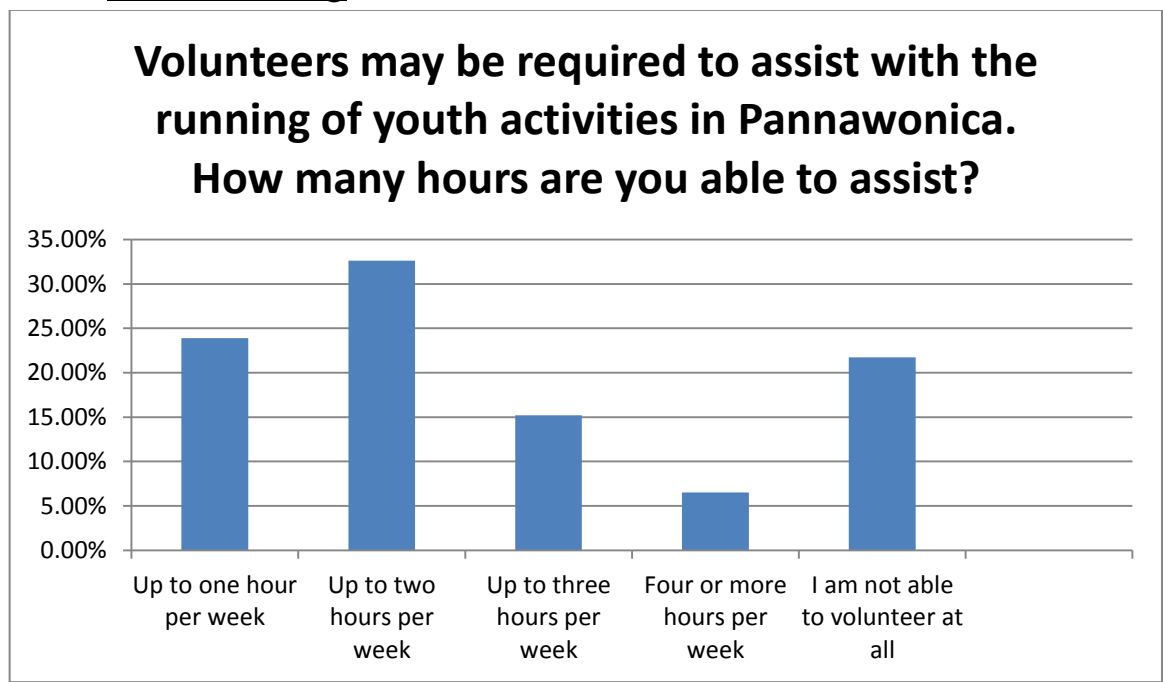
2.8 Types of activities



There were 46 respondents to this question, with ten people skipping the question. The most popular activity wanted was Auskick (33 respondents), followed by pool based activities (34 respondents). Other suggested activities included:

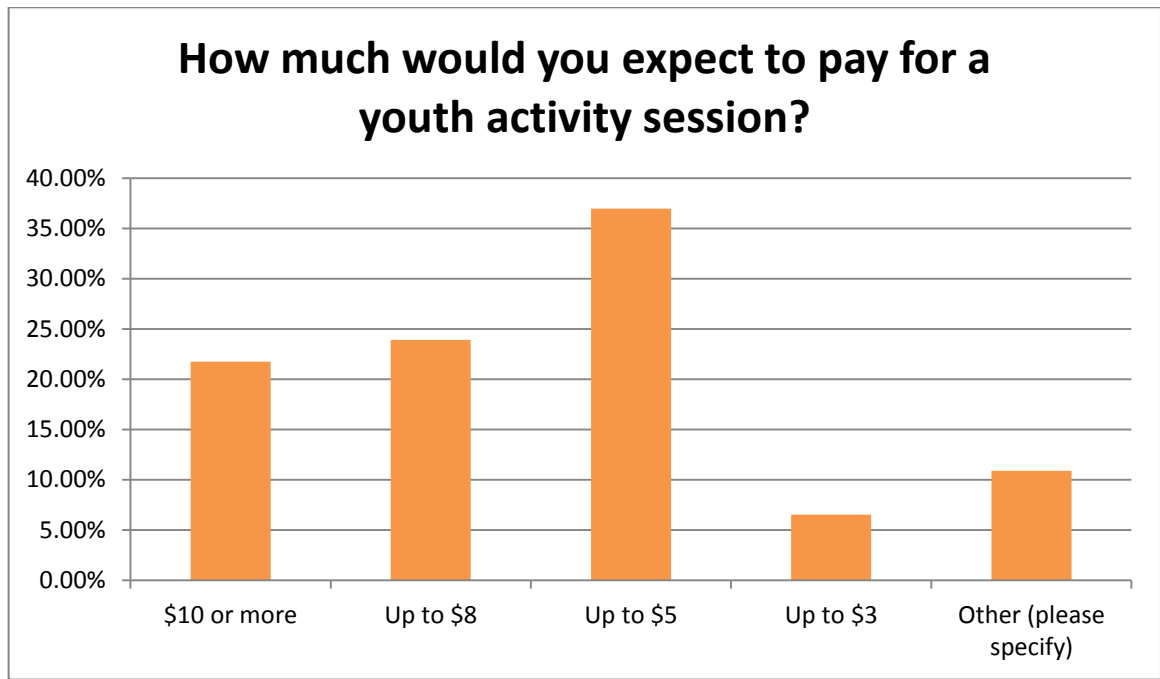
- Girl Guides/Brownies/Cub Scouts
- Dance
- Boxing
- Rugby
- Softball
- Rock climbing
- Dance – including hip hop dancing
- Martial arts
- Acting
- Ranger activities (teaching kids about the environment)

2.9 Volunteering



There were 46 respondents to this question, with ten people skipping the question. The majority of respondents would volunteer between one and two hours per week.

2.10 Payment for activities



There were 46 respondents to this question, with ten people skipping the question. Three respondents suggested that the amount they would pay would depend on the activity offered. One respondent was willing to pay any charge. One respondent suggested a yearly Shire membership for all activities.